



Accredited  
with "A"  
Grade by  
NAAC

# User Manual Admission

## Himachal Pradesh University

### Contact us

+91-0177-2833648

Summer Hill

Shimla-171005

Phone No: 0177 283 3555


# How to Enroll

# Contents

1. Objective of Admission Module.....	3
2. Introduction.....	4
3. Main Landing Page.....	5
3.1 Apply for New Admission.....	6
3.2 New Registration.....	7
4. Login for Already registered candidates .....	12
5. University / College Admin Login.....	13
6. Important Links.....	14
7. Other Useful Links.....	15
8. How to fill Admission application Form .....	16
8.1 Profile .....	20
8.2 Admission Open .....	21
8.3 Apply Form.....	22
8.4 Personal Information.....	24
8.5 Questionnaire.....	27
8.6 Education Details.....	28
8.7 Document Details.....	30
8.8 Application Form Preview.....	31
8.9 Payment.....	33
8.10 Applied Form Status .....	37
8.11 Change Password .....	39
8.12 Forgot Password.....	40

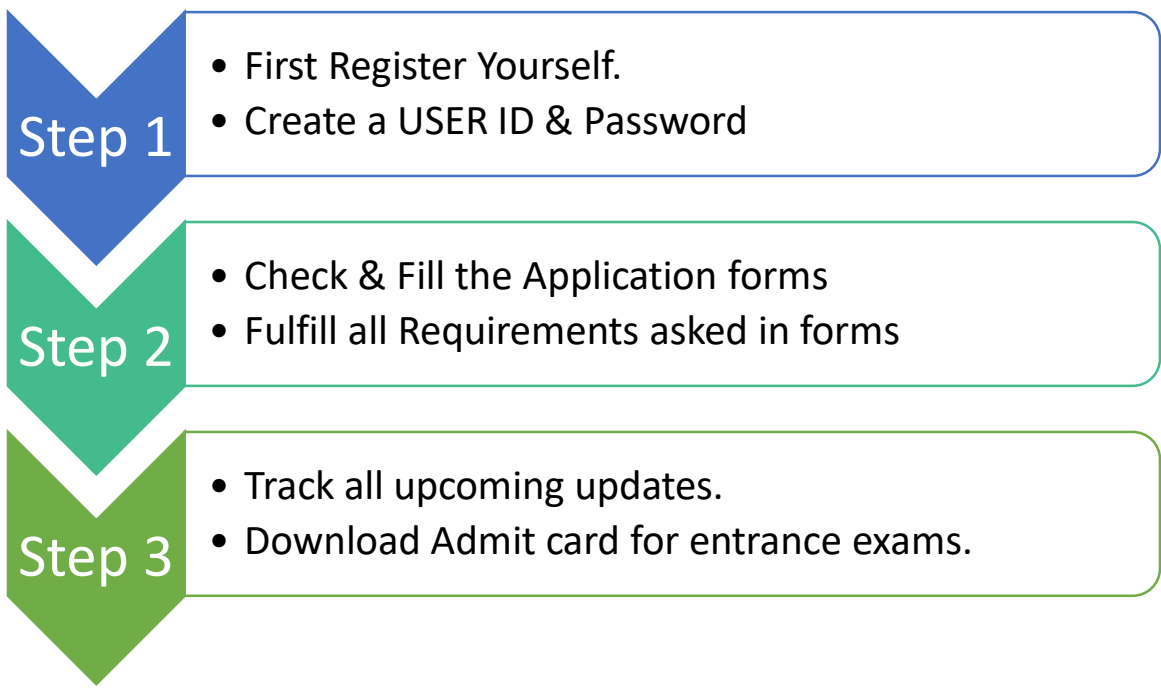
# 1. Objective of Admission Module

Welcome to the Himachal Pradesh University, Shimla New Admission Portal! This portal, accessible via the URL <https://nadmissions.hpushimla.in>, streamlines candidate's admission process. Upon registration, candidates access to multiple application forms based on candidates' eligibility criteria, all under one account. Keep track of upcoming notifications and admission updates by logging in regularly. Candidate dashboard displays all applied forms, facilitates online fee payments, and allows easy access to admit card downloads. Refer to this document for step-by-step guidance on registration and applying for admission forms.

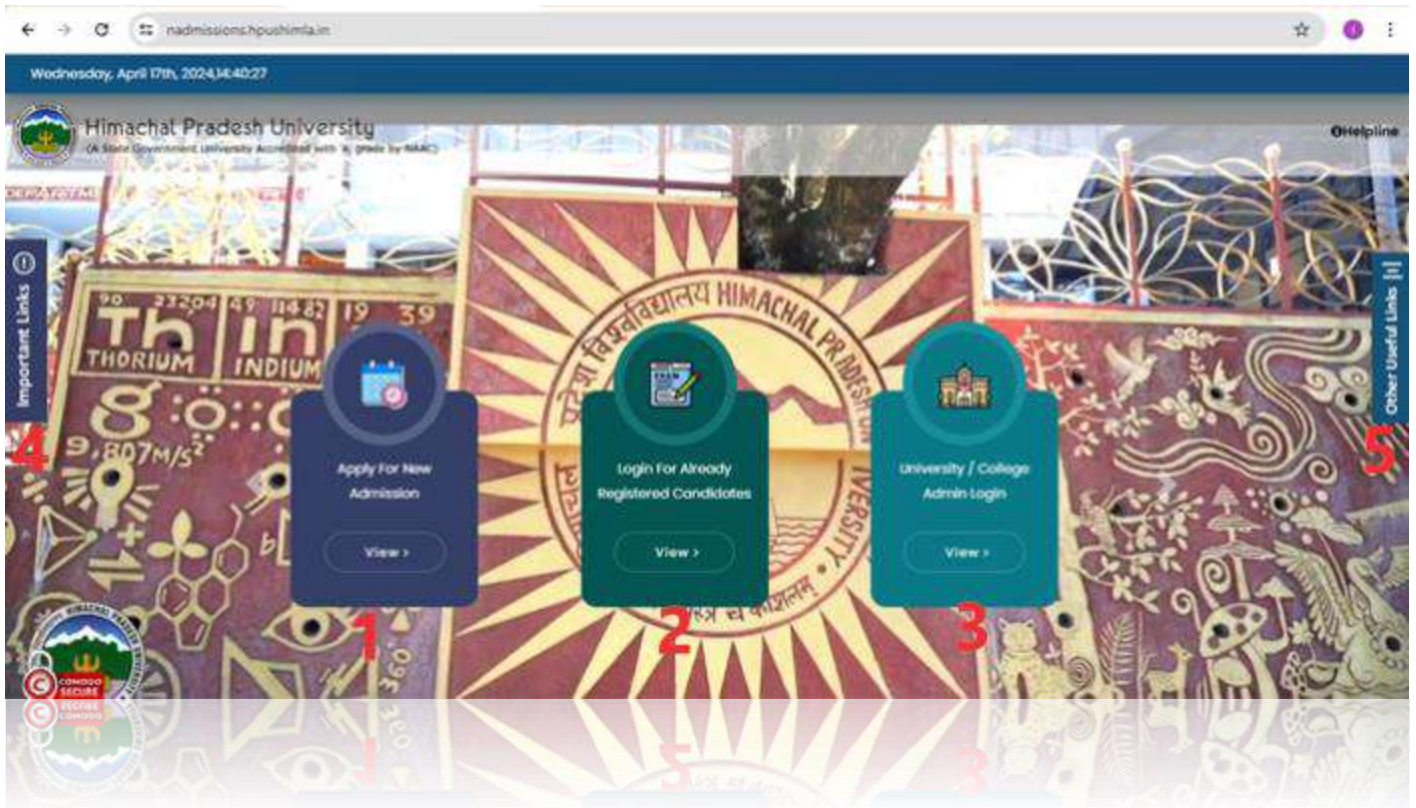


## 2. Introduction

This manual is designed to provide candidates with comprehensive guidance on navigating the admission process seamlessly. This manual will walk candidates through the registration process, application submission, form fee payments and accessing essential updates and notifications.



### 3. Main Landing Page

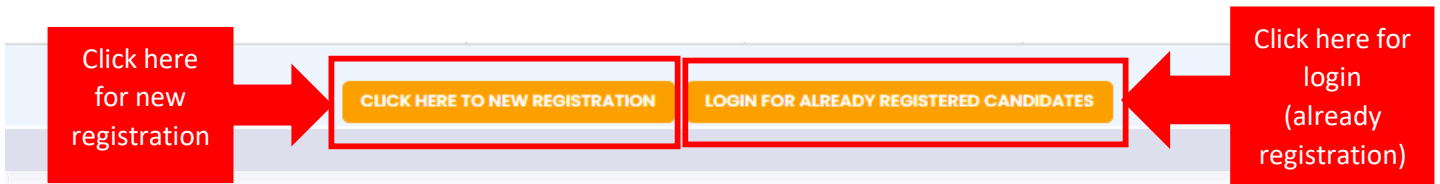


### 3.1 Apply for New Admission

The 'Apply for New Admission' tab displays a comprehensive list of currently available application forms. Towards the end of this page, you'll find two buttons: one for registering as a new user, and the other for logging in if you're already registered. These options enable you to seamlessly apply for admission forms. Refer to Screenshot below.

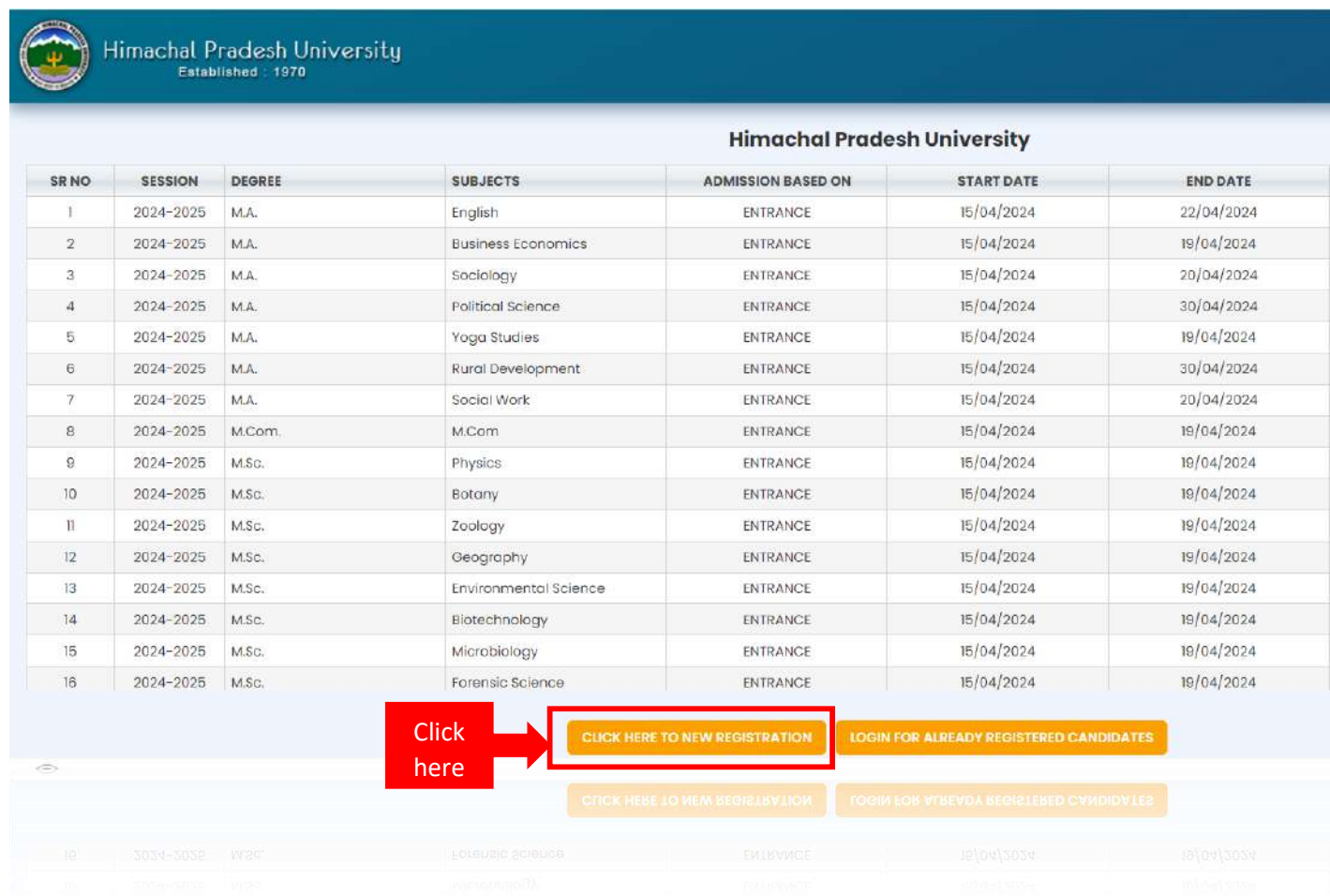
The screenshot shows the Himachal Pradesh University website. At the top, there is a header with the university logo, name, and 'Established : 1970'. On the right, there are links for 'Home' and 'Login'. Below the header, the title 'Himachal Pradesh University' is centered. A table lists various admission forms with columns for SR NO, SESSION, DEGREE, SUBJECTS, ADMISSION BASED ON, START DATE, END DATE, NOTIFICATION, and PROSPECTUS. Below the table, there are two orange buttons: 'CLICK HERE TO NEW REGISTRATION' and 'LOGIN FOR ALREADY REGISTERED CANDIDATES'. A second, fainter version of the same content is visible below.

SR NO	SESSION	DEGREE	SUBJECTS	ADMISSION BASED ON	START DATE	END DATE	NOTIFICATION	PROSPECTUS
1	2024-2025	M.A.	English	ENTRANCE	15/04/2024	22/04/2024		
2	2024-2025	M.A.	Business Economics	ENTRANCE	15/04/2024	19/04/2024	<a href="#">VIEW NOTIFICATION</a>	
3	2024-2025	M.A.	Sociology	ENTRANCE	15/04/2024	20/04/2024		
4	2024-2025	M.A.	Political Science	ENTRANCE	15/04/2024	30/04/2024		
5	2024-2025	M.A.	Yoga Studies	ENTRANCE	15/04/2024	19/04/2024		
6	2024-2025	M.A.	Rural Development	ENTRANCE	15/04/2024	30/04/2024		
7	2024-2025	M.A.	Social Work	ENTRANCE	15/04/2024	20/04/2024		
8	2024-2025	M.Com.	M.Com	ENTRANCE	15/04/2024	19/04/2024		
9	2024-2025	M.Sc.	Physics	ENTRANCE	15/04/2024	19/04/2024		
10	2024-2025	M.Sc.	Botany	ENTRANCE	15/04/2024	19/04/2024		
11	2024-2025	M.Sc.	Zoology	ENTRANCE	15/04/2024	19/04/2024		
12	2024-2025	M.Sc.	Geography	ENTRANCE	15/04/2024	19/04/2024		
13	2024-2025	M.Sc.	Environmental Science	ENTRANCE	15/04/2024	19/04/2024		
14	2024-2025	M.Sc.	Biotechnology	ENTRANCE	15/04/2024	19/04/2024		
15	2024-2025	M.Sc.	Microbiology	ENTRANCE	15/04/2024	19/04/2024		
16	2024-2025	M.Sc.	Forensic Science	ENTRANCE	15/04/2024	19/04/2024		



## 3.2 New Registration

In New Registration user can registered them self by click on “CLICK HERE TO NEW REGISTRATION” button.



The screenshot displays the Himachal Pradesh University website. At the top left is the university logo and name, "Himachal Pradesh University Established : 1970". Below this is a table titled "Himachal Pradesh University" with the following columns: SR NO, SESSION, DEGREE, SUBJECTS, ADMISSION BASED ON, START DATE, and END DATE. The table lists 16 courses, all with an admission based on "ENTRANCE" and a start date of "15/04/2024". Below the table are two buttons: "CLICK HERE TO NEW REGISTRATION" (highlighted with a red box and a red arrow pointing to it from a red box containing the text "Click here") and "LOGIN FOR ALREADY REGISTERED CANDIDATES". Below these buttons are two more buttons in Hindi: "क्लिक हेरि टु नुव रेजिस्ट्रेशन" and "लुगिन फुर् अलरेडी रेजिस्टर्ड कंडिडटलेट". At the bottom, there is a partially visible table with columns for SR NO, SESSION, DEGREE, SUBJECTS, ADMISSION BASED ON, START DATE, and END DATE, showing rows for "19" and "20".

SR NO	SESSION	DEGREE	SUBJECTS	ADMISSION BASED ON	START DATE	END DATE
1	2024-2025	M.A.	English	ENTRANCE	15/04/2024	22/04/2024
2	2024-2025	M.A.	Business Economics	ENTRANCE	15/04/2024	19/04/2024
3	2024-2025	M.A.	Sociology	ENTRANCE	15/04/2024	20/04/2024
4	2024-2025	M.A.	Political Science	ENTRANCE	15/04/2024	30/04/2024
5	2024-2025	M.A.	Yoga Studies	ENTRANCE	15/04/2024	19/04/2024
6	2024-2025	M.A.	Rural Development	ENTRANCE	15/04/2024	30/04/2024
7	2024-2025	M.A.	Social Work	ENTRANCE	15/04/2024	20/04/2024
8	2024-2025	M.Com.	M.Com	ENTRANCE	15/04/2024	19/04/2024
9	2024-2025	M.Sc.	Physics	ENTRANCE	15/04/2024	19/04/2024
10	2024-2025	M.Sc.	Botany	ENTRANCE	15/04/2024	19/04/2024
11	2024-2025	M.Sc.	Zoology	ENTRANCE	15/04/2024	19/04/2024
12	2024-2025	M.Sc.	Geography	ENTRANCE	15/04/2024	19/04/2024
13	2024-2025	M.Sc.	Environmental Science	ENTRANCE	15/04/2024	19/04/2024
14	2024-2025	M.Sc.	Biotechnology	ENTRANCE	15/04/2024	19/04/2024
15	2024-2025	M.Sc.	Microbiology	ENTRANCE	15/04/2024	19/04/2024
16	2024-2025	M.Sc.	Forensic Science	ENTRANCE	15/04/2024	19/04/2024

After that candidate will be navigated to Registration form as below mention screen

## Registration

हिंदी में परिवर्तन हेतु लिखने के पश्चात् स्पेस बार या टैब बटन को दबाएँ

Candidate's Name (As Per 10th Certificate)	<input type="text"/>	*	Candidate's Name in Hindi	<input type="text"/>	*
Mother's Name	Mrs. <input type="text"/>	*	Mother's Name In Hindi	<input type="text"/>	*
Father's Name	Mr. <input type="text"/>	*	Father's Name In Hindi	<input type="text"/>	*
Date of Birth (As Per 10th Certificate)	<input type="text"/>		Gender	-- Please Select Gender --	*
Bonafide Himachal	<input type="radio"/> Yes <input checked="" type="radio"/> No		Aadhar Number	<input type="text"/>	*
	(If Yes, Document Required)				

## Address

Nationality	<input checked="" type="radio"/> Indian <input type="radio"/> Other	State	-- Please Select State --	*
District	<input type="text"/>	Address	<input type="text"/>	*

## Login Details

फार्म सबमिट करने से पहले अपना मोबाइल नंबर जाँच ले। आपकी रजिस्ट्रेशन डिटेल्स आपके रजिस्टर्ड मोबाइल नंबर पर भेजी जायेंगी।

Candidate's Mobile No.	<input type="text"/>	*	Send OTP	<input type="text"/>	*	Verify
Candidate's Email Id	<input type="text"/>	*	Send OTP	<input type="text"/>	*	Verify
Create Password	<input type="text"/>	*	Confirm Password	<input type="text"/>	*	
	<input type="button" value="SAVE"/>					

नोट: जिस कॉलम पर (\*) का निशान लगा हुआ है वो कॉलम भरना अनिवार्य है।

नोट: जिस कॉलम पर (\*) का निशान लगा हुआ है वो कॉलम भरना अनिवार्य है।

SAVE

Create Password

Confirm Password

In Registration form candidate have to fill the required filled as per form required

- 1) Personal information: candidate name, candidate father name, candidate mother name, candidate DOB (Date of Birth), Gender, Aadhar number, Bonafide Himachal (Yes/No).
- 2) Address Details: Nationality, State, District, Address.
- 3) Login Details: Candidate Mobile No, candidate Email Id, Create password, Confirm Password

Note: i) Password should be in as below mention format

- Your password must be at least 8 characters.
- Your password must contain at least one digit.



-Your password must contain at least one special character.

-Your password must contain at least one letter.

ii) Candidate have to remember his/her login details because this will use in further pre-admission activities.

### Registration

हिंदी में परिवर्तन हेतु लिखने के पश्चात् स्पेस बार या टैब बटन को दबाएँ

Candidate's Name (As Per 10th Certificate)	<input type="text"/>	*	Candidate's Name in Hindi	<input type="text"/>	*
Mother's Name	Mrs. <input type="text"/>	*	Mother's Name In Hindi	<input type="text"/>	*
Father's Name	Mr. <input type="text"/>	*	Father's Name In Hindi	<input type="text"/>	*
Date of Birth (As Per 10th Certificate)	<input type="text"/>		Gender	-- Please Select Gender --	*
Bonafide Himachal	<input type="radio"/> Yes <input checked="" type="radio"/> No		Aadhar Number	<input type="text"/>	*
	(If Yes, Document Required)				

### Address

Nationality	<input checked="" type="radio"/> Indian <input type="radio"/> Other	State	-- Please Select State --	*
District	<input type="text"/>	Address	<input type="text"/>	*

### Login Details

फॉर्म सबमिट करने से पहले अपना मोबाइल नंबर जाँच ले। आपकी रजिस्ट्रेशन डिटेल्स आपके रजिस्टर्ड मोबाइल नंबर पर भेजी जायेंगी।

Candidate's Mobile No.	<input type="text"/>	*	Send OTP	<input type="text"/>	Verify
Candidate's Email Id	<input type="text"/>	*	Send OTP	<input type="text"/>	Verify
Create Password	<input type="text"/>	*	Confirm Password	<input type="text"/>	*
<input type="button" value="SAVE"/>					

नोट: जिस कॉलम पर (\*) का निशान लगा हुआ है वो कॉलम भरना अनिवार्य है।

नोट: जिस कॉलम पर (\*) का निशान लगा हुआ है वो कॉलम भरना अनिवार्य है।

SAVE

create password

confirm password

- 4) Document Details: Upload student photo, Student Signature, Student 10<sup>th</sup> Marksheet, Bonafide Himachal (If candidate select Yes, Document upload required).

**Note: All the document size and format mention with the respective document.**

#### Documents upload

# Once you upload the photo, you cannot remove it but you can change the uploaded photo.  
\*\*\* Please upload only COLOR photograph.\*\*\*

Academic Session (शैक्षणिक सत्र)	Applied In (इसमें लागू)	Degree (डिग्री)	Application For (आवेदन हेतु)
S No.	Document Required	Upload Document	Preview Download Document
1 *	Student Photo	<input type="button" value="Choose file"/> No file chosen file size should not be more than 200 KB and supported file types are .jpg, .jpeg, .bmp, .png	loaded
2 *	Signature	<input type="button" value="Choose file"/> No file chosen file size should not be more than 200 KB and supported file types are .jpg, .jpeg, .bmp, .png	loaded
3 *	10th Marksheet	<input type="button" value="Choose file"/> No file chosen file size should not be more than 2000 KB and supported file types are .jpg, .jpeg, .bmp, .png, .pdf	loaded
4 *	Bonifide Himanchal	<input type="button" value="Choose file"/> No file chosen file size should not be more than 2000 KB and supported file types are .jpg, .jpeg, .bmp, .png, .pdf	loaded

\*\*\*कृपया किसी भी पृष्ठ पर जाने से पहले जानकारी को सुरक्षित करें।\*\*\*

Document format

Click here to upload document

Following the successful document upload, the user will receive a confirmation email and SMS at the registered contact details.


# Thankyou, You have registered successfully!

Your User ID has been sent to your registered Mobile Number and Email ID

[Click here to login](#)

Following that, the user can proceed to log in using the created login credentials.



 Candidate Login

Enter Your Email/Mobile

Enter Your Password

264739



Login



Forgot Password?



Registration



जन्मदिनांक

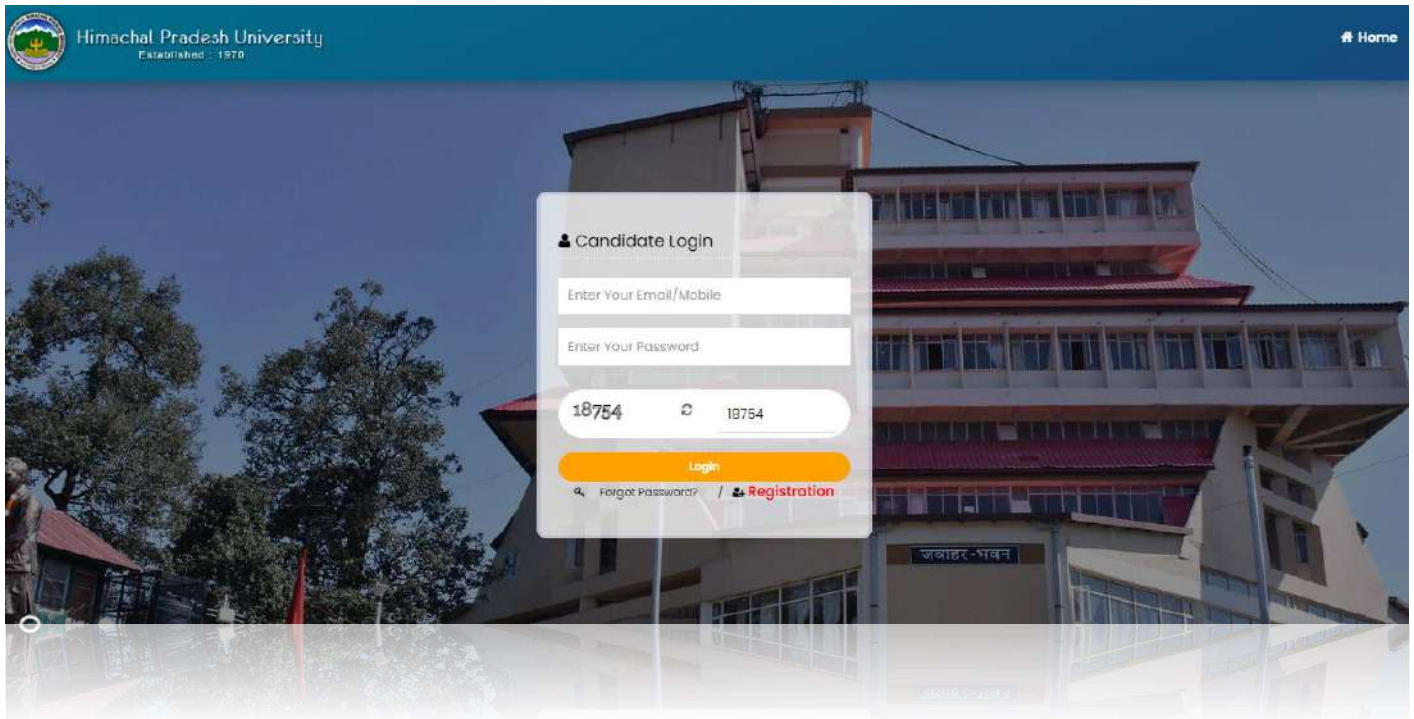


कर्मचारी

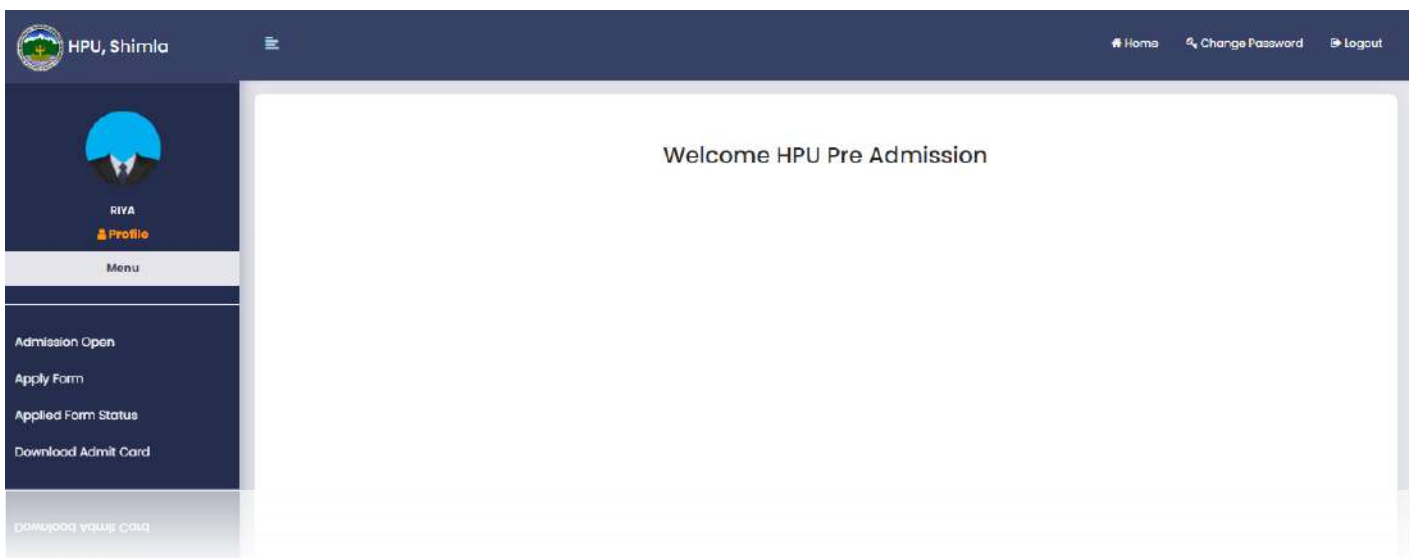
जन्मदिनांक

## 4. Login for Already registered candidates

This section allows registered candidates to access their accounts using their login credentials. User ID options include their mobile number or email ID. In the event of a forgotten password, candidates can reset it here. Additionally, a registration button is provided for those who have yet to register. Refer to Screenshot below.

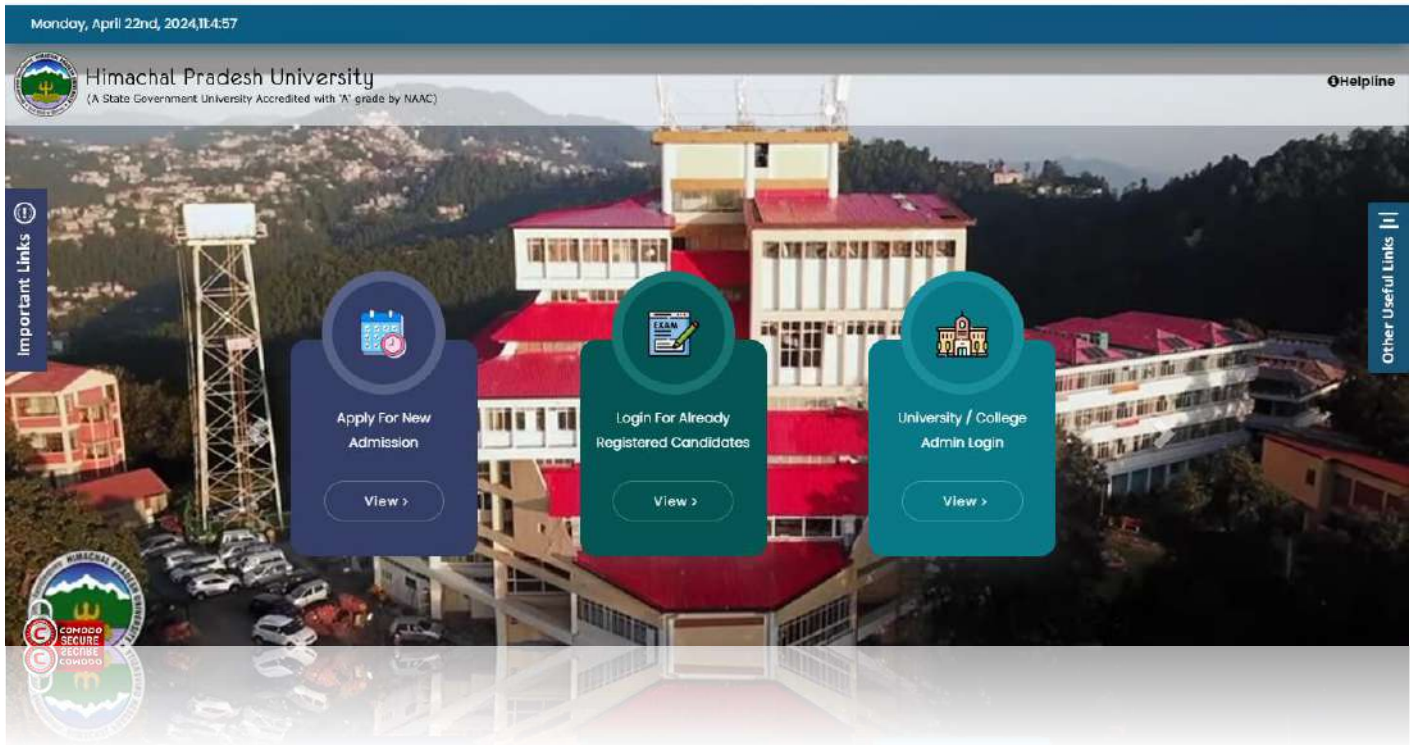


After login user will be navigated to pre-admission student dashboard.



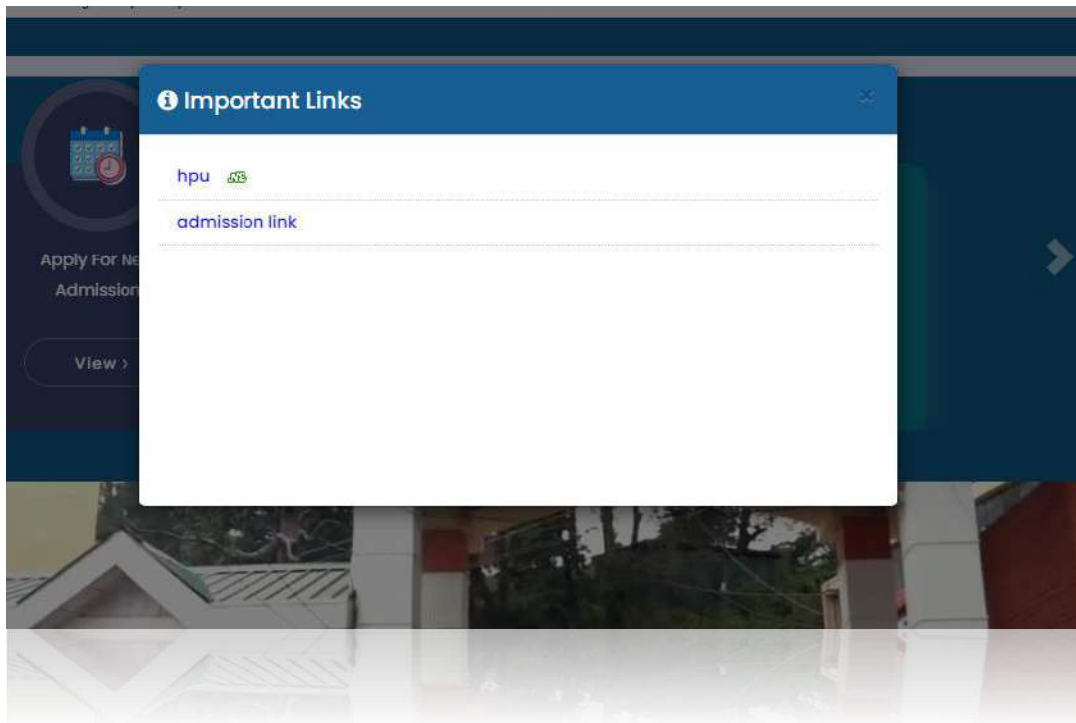
# 5. University / College Admin Login

This section is exclusively for University Administrators to access the system. Students are not permitted to perform any activities here.



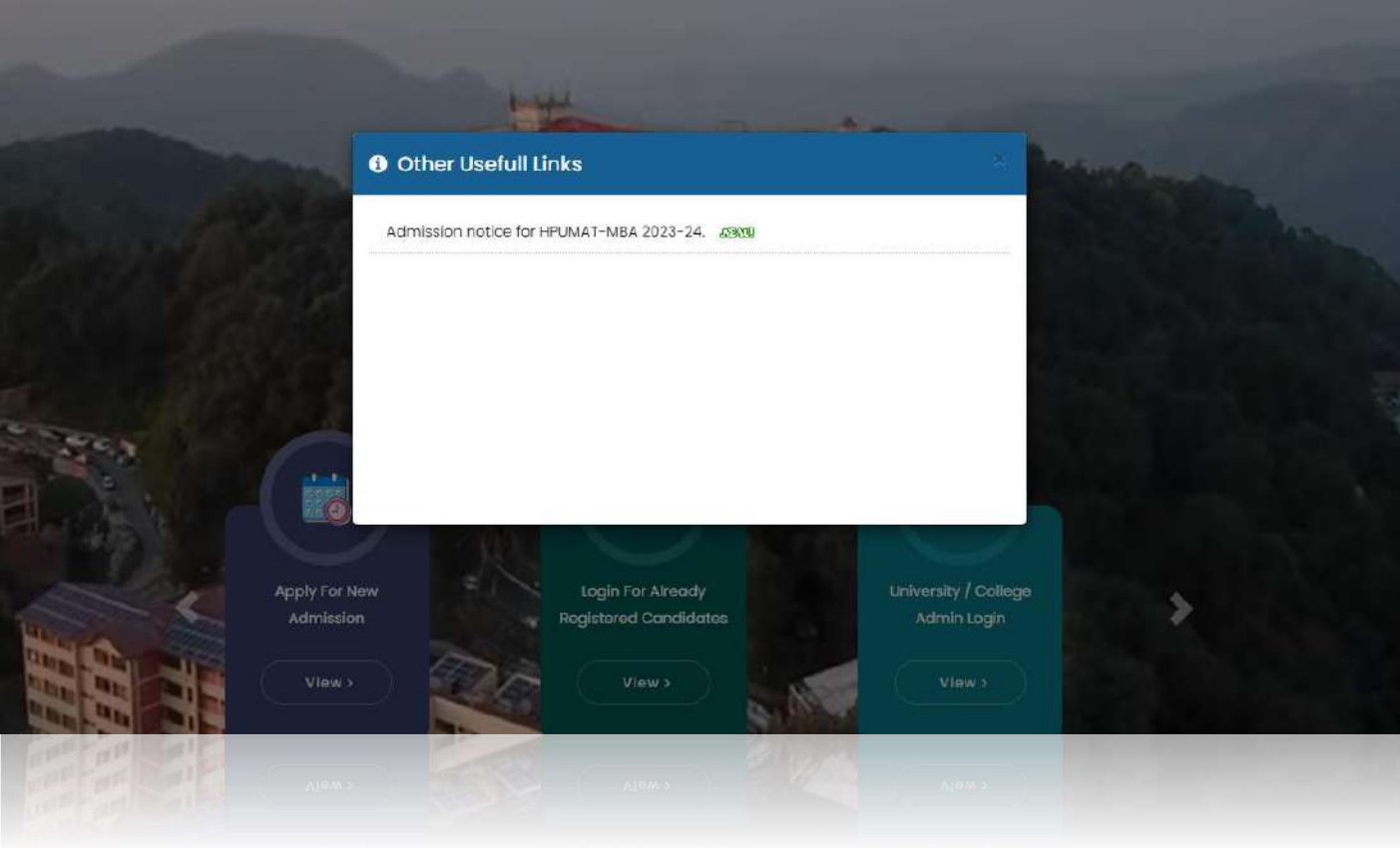
## 6. Important Links

The 'Important Links' tab serves as a centralized hub for essential notifications pertinent to the admission process. These notifications may include textual information, uploaded files in various formats such as Word documents, JPEG images, or PDFs by the University authorities, as well as links to videos and URLs that are beneficial for admission seekers. It is crucial for candidates to review all relevant links tailored to their specific needs. Refer to Screenshot below.



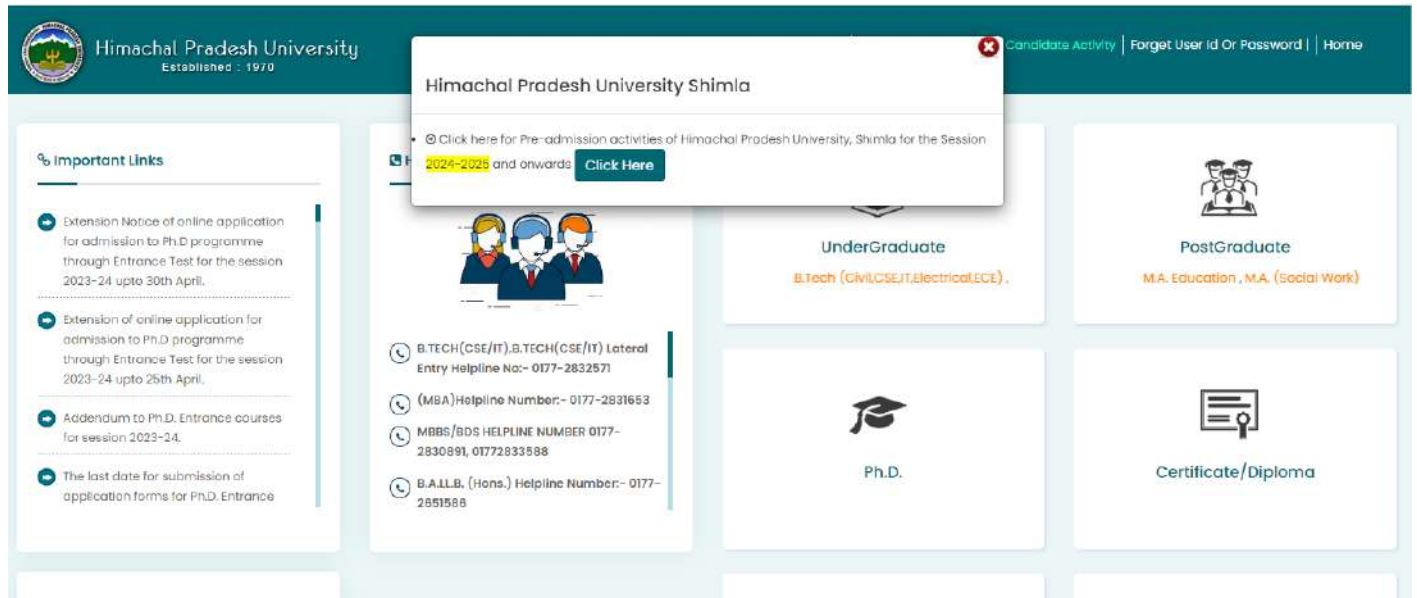
# 7. Other Useful Links

The 'Other Useful Links' tab functions similarly to the 'Important Links' section, presenting relevant information that complements the essential notifications.

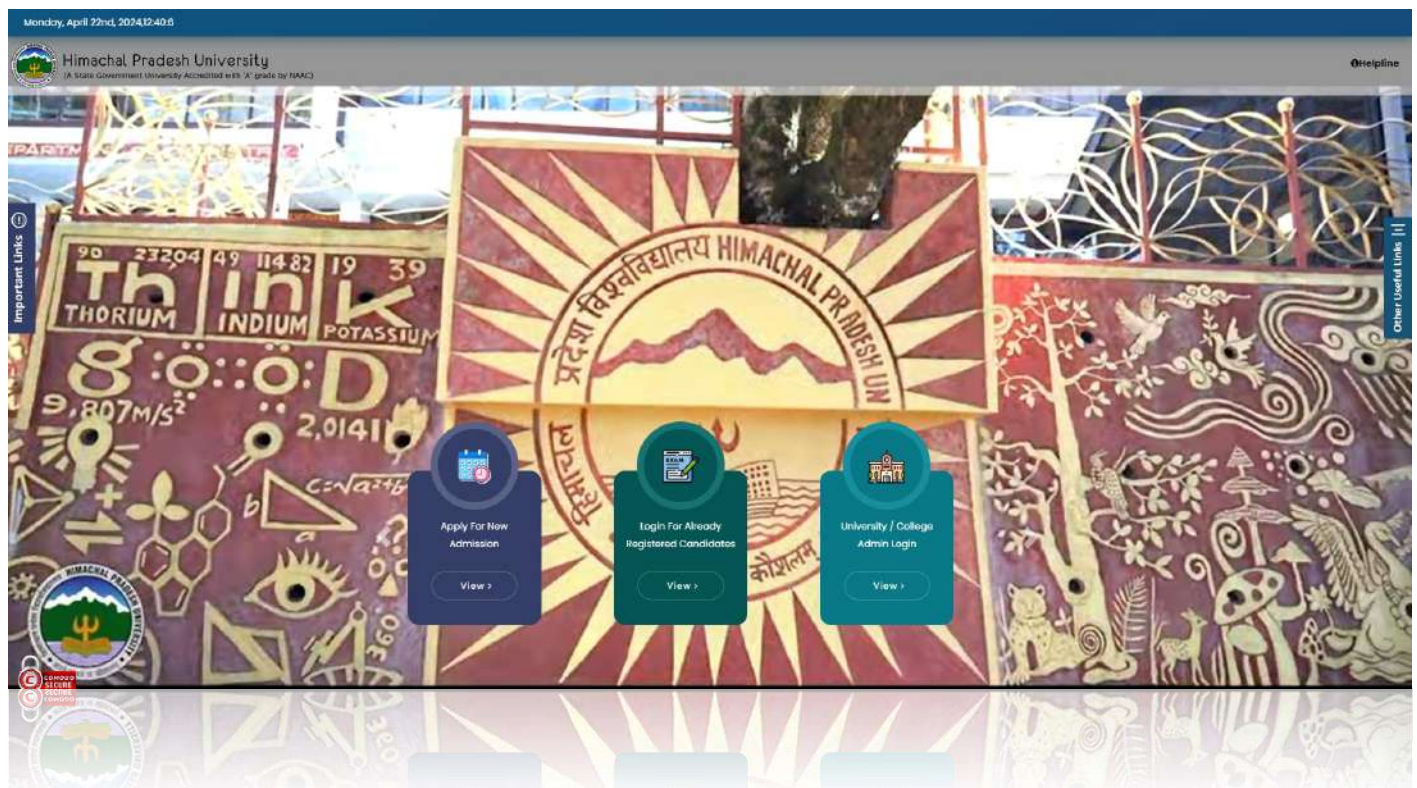


# 8. How to fill Admission application Form

For fill pre-admission application form candidate have to visit on HPU admission official site <https://admissions.hpushimla.in> and click on “Click here for Pre-admission activities of Himachal Pradesh University, Shimla for the Session 2024-2025 and onwards” for move to admission new application.



After click on “click here” button, candidate will be navigated to admission new site as below screen show

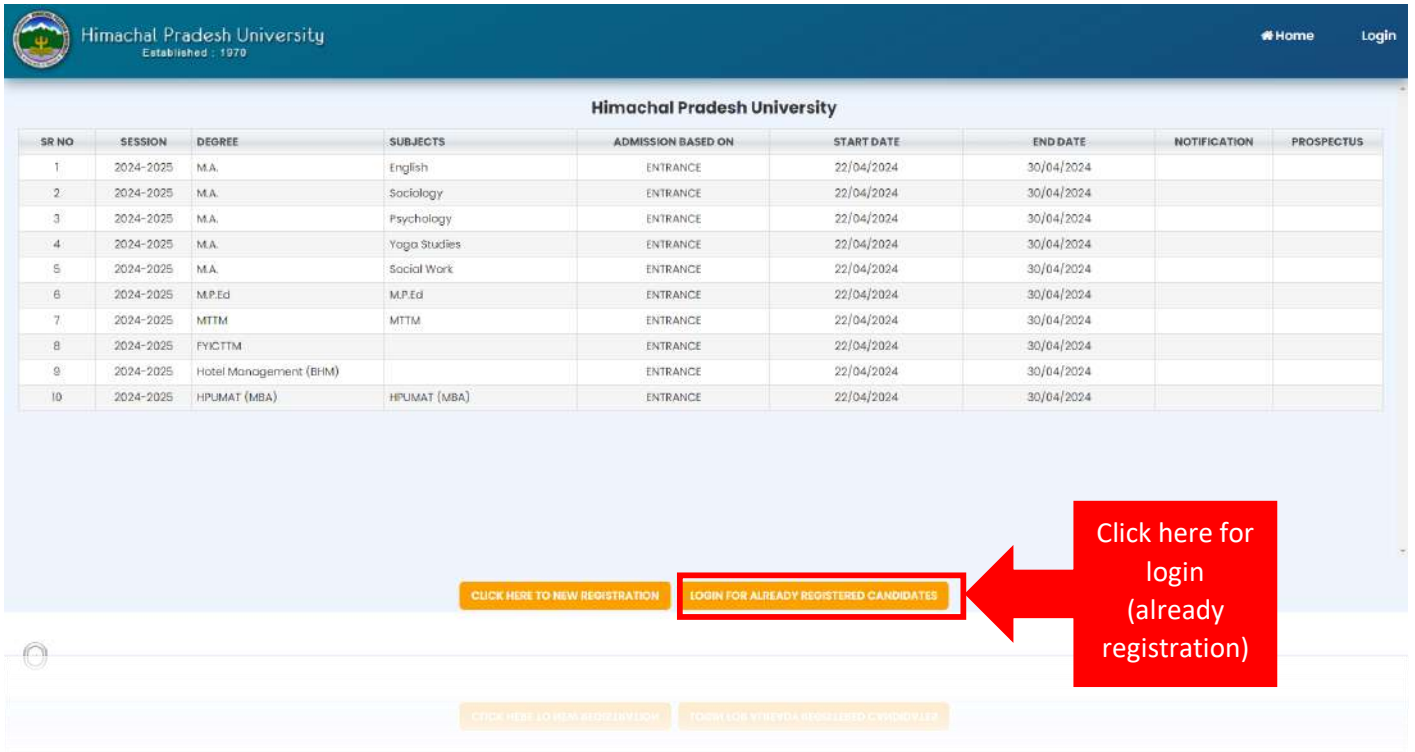




After that candidate have to click on “Apply for new admission”.

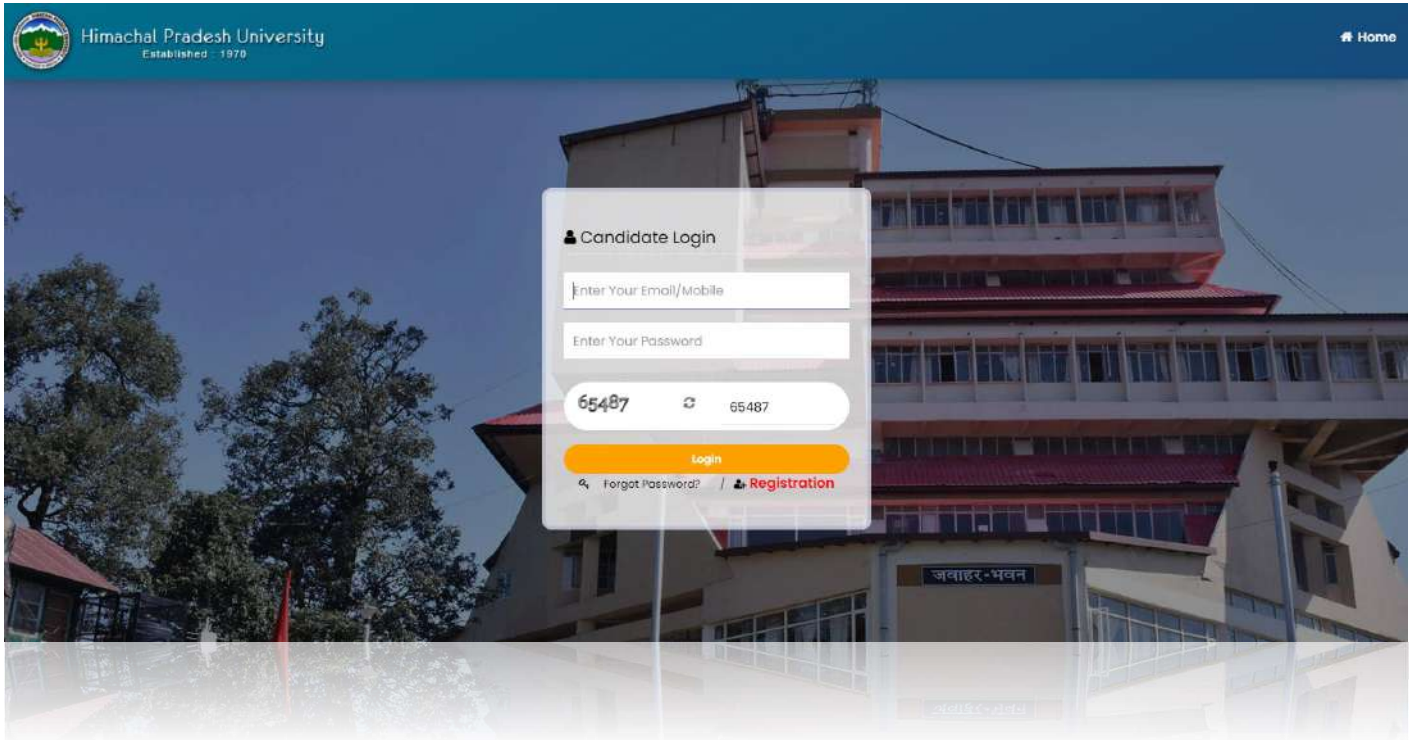


After that user will be navigated to below mention screen

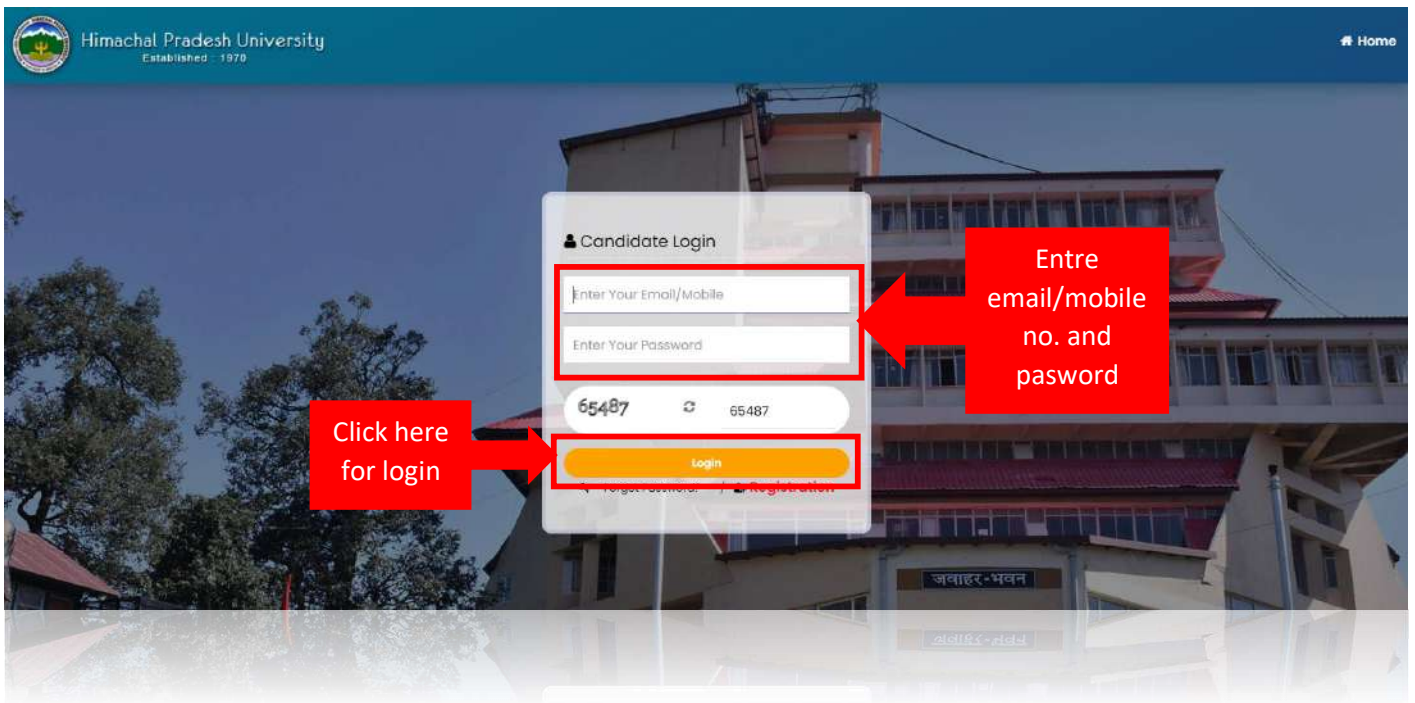


Note: If user not registered in HPU Pre-admission them user have click on “CLICK HERE TO NEW REGISTRATION” button.

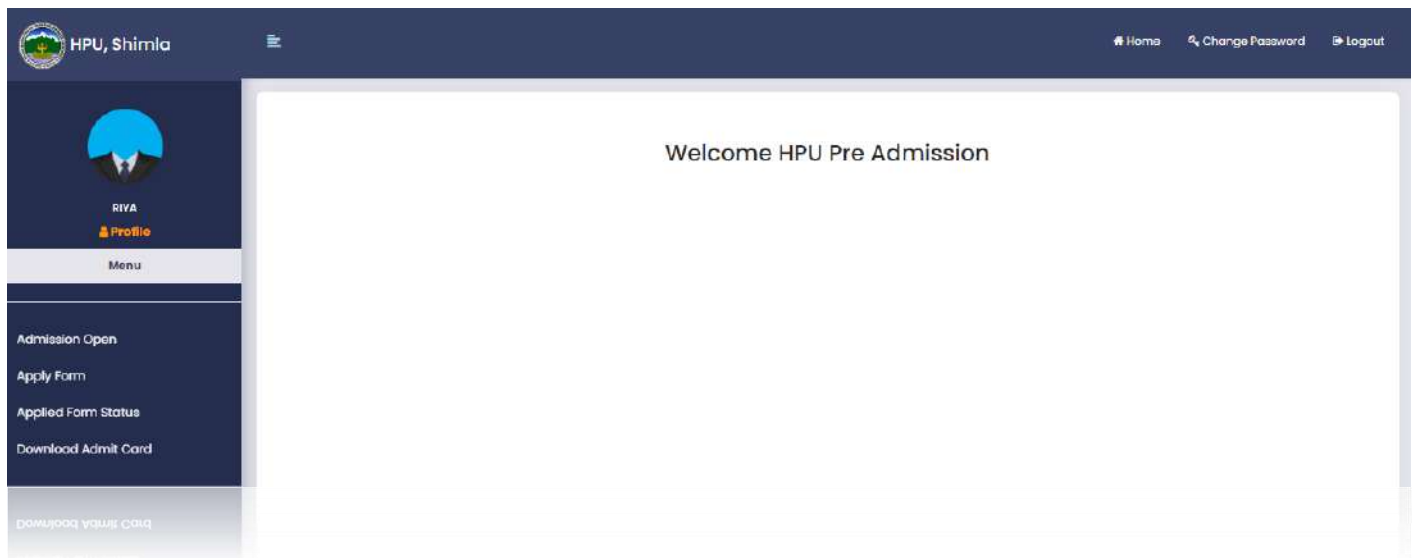
After that user will be navigated to candidate login as below mention screen show.



Candidate have to enter the Email/Mobile and Password and enter the captcha and click on login button



After login user will be navigated to pre-admission dashboard.

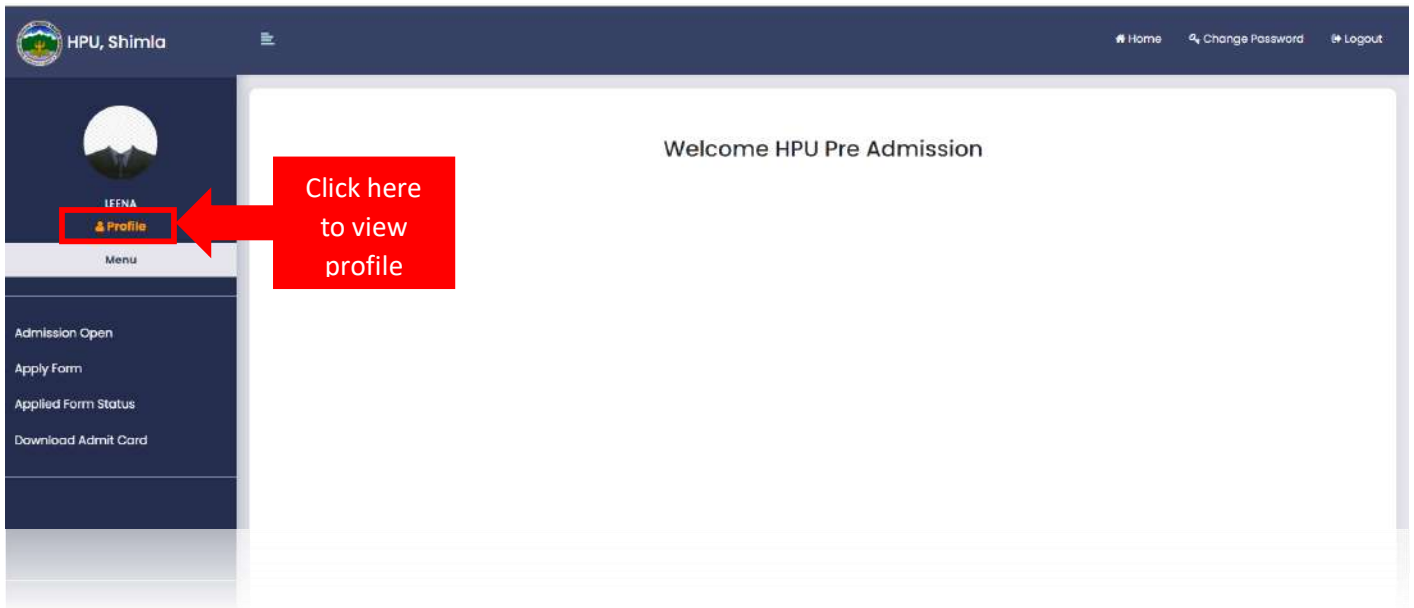


In pre-admission student portal student can access all the activities related to pre-admission (entrance and merit) as below mention:

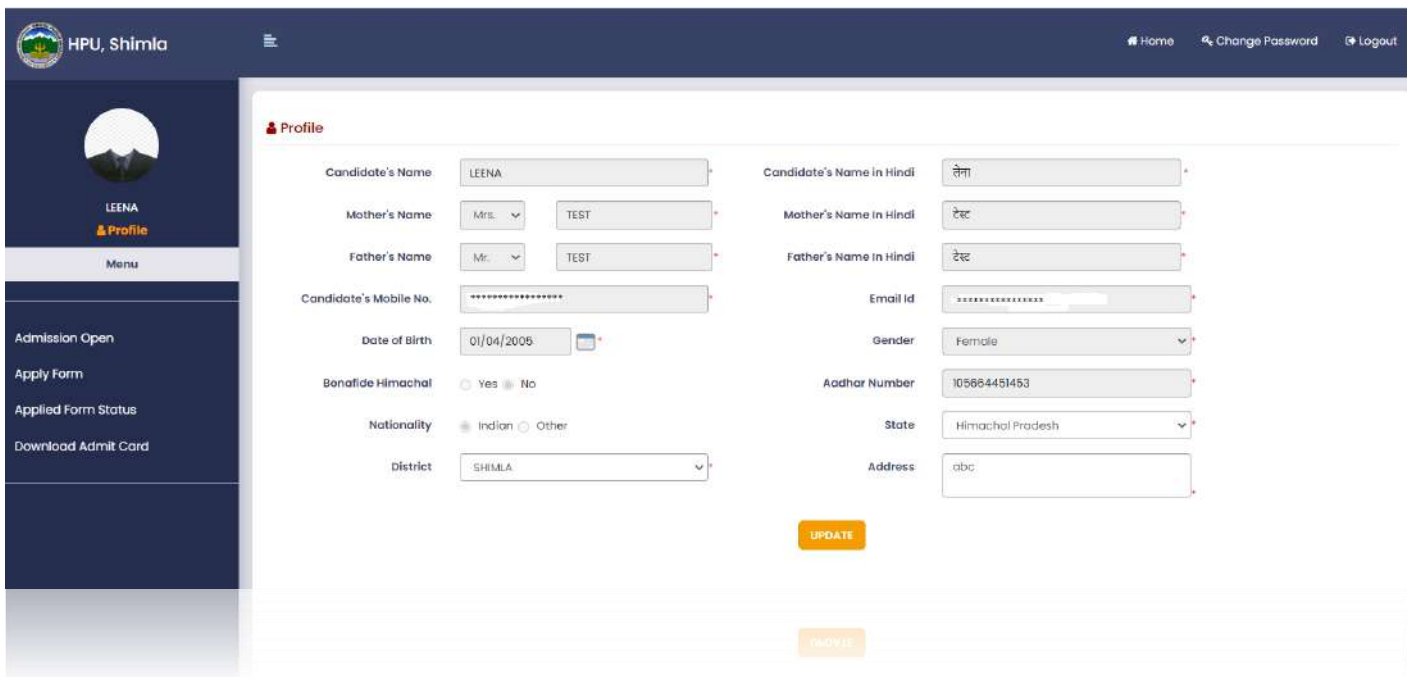
- i) Profile
- ii) Admission Open
- iii) Apply Form
- iv) Applied Form Status
- v) Download Admit Card
- vi) Change Password

## 8.1 Profile

In profile menu user can view all details filled in registration form and user can edit student address details. For view profile user have to click on profile menu.

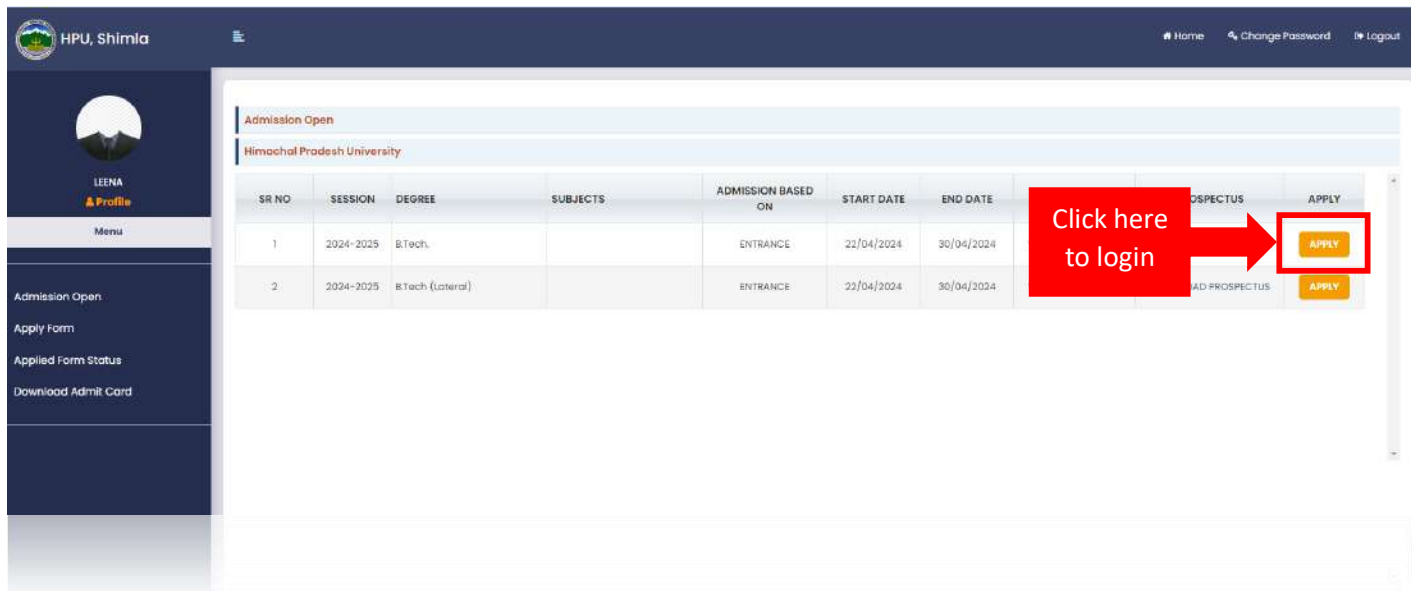


After that user will be navigated to below mention screen.



## 8.2 Admission Open

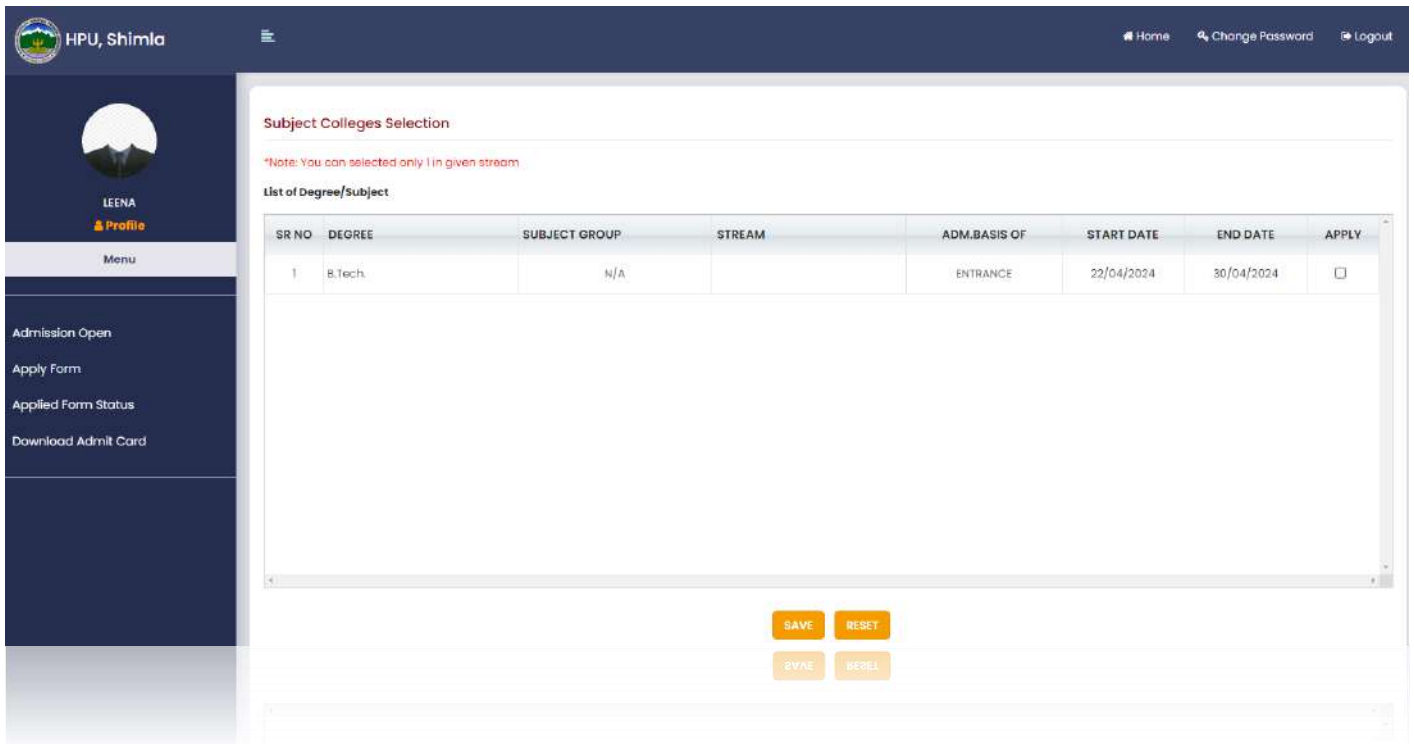
In admission open user can view list of degree's form open in admission open. User can apply directly by click on apply button.



The screenshot displays the user interface for the HPU Shimla admission open portal. The header includes the HPU Shimla logo and navigation links for Home, Change Password, and Logout. The user profile section shows the name LEENA and a Profile icon. The main content area is titled 'Admission Open' and 'Himachal Pradesh University'. It features a table with the following columns: SR NO, SESSION, DEGREE, SUBJECTS, ADMISSION BASED ON, START DATE, END DATE, OSPECTUS, and APPLY. The table contains two rows of data. The first row is for B.Tech. (ENTRANCE) with start and end dates of 22/04/2024 and 30/04/2024. The second row is for B.Tech. (Lateral) (ENTRANCE) with start and end dates of 22/04/2024 and 30/04/2024. A red box highlights the 'APPLY' button in the first row, with a red arrow pointing to it and the text 'Click here to login'.

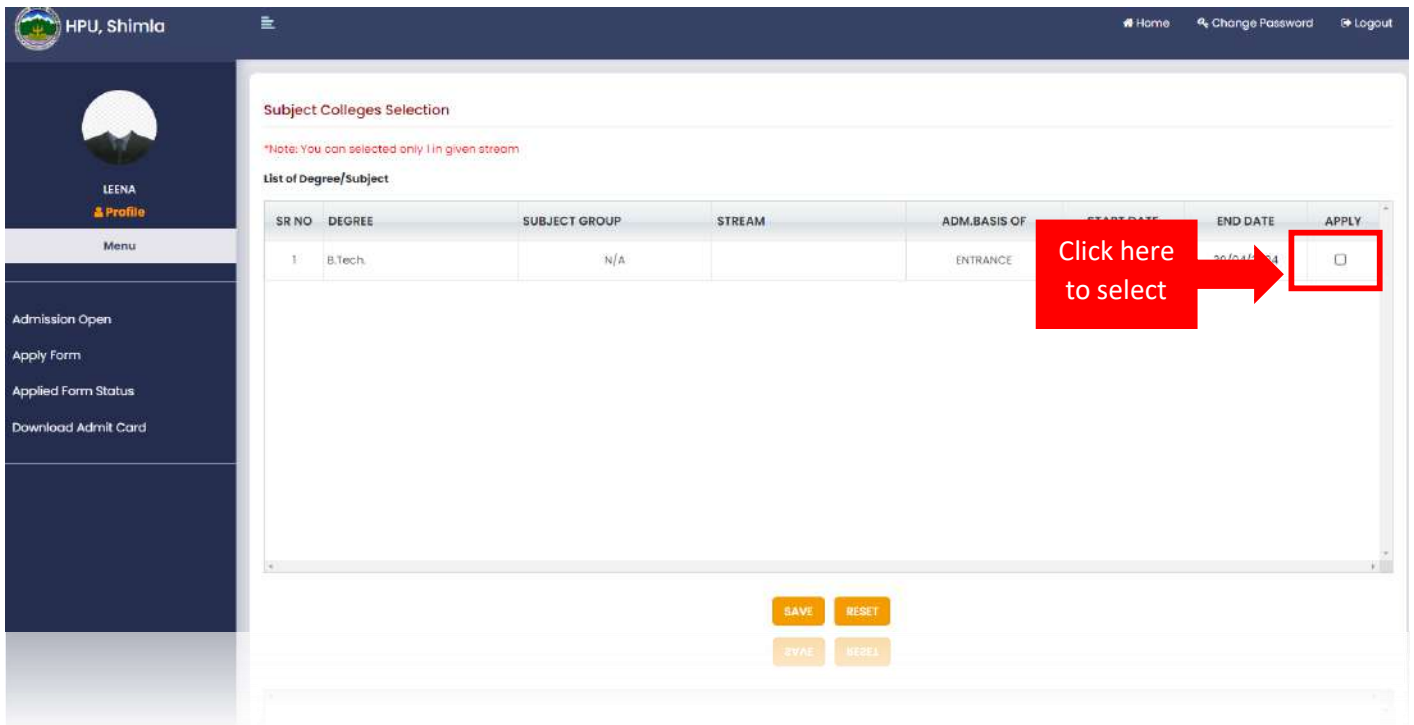
SR NO	SESSION	DEGREE	SUBJECTS	ADMISSION BASED ON	START DATE	END DATE	OSPECTUS	APPLY
1	2024-2025	B.Tech.		ENTRANCE	22/04/2024	30/04/2024		APPLY
2	2024-2025	B.Tech (Lateral)		ENTRANCE	22/04/2024	30/04/2024	AD-PROSPECTUS	APPLY

After click on apply button candidate will be navigated to apply form as below mention screen




### 8.3 Apply Form

In apply form user can view list of degree's wise subject. User can choose subject by click check box and after that click on save button for save subject details.



After click on apply button candidate will be navigated to apply form as below mention screen



LEENA  
Profile

Menu

---

Admission Open

Apply Form

Applied Form Status

Download Admit Card

### Subject Colleges Selection

\*Note: You can selected only 1 in given stream


List of Degree/Subject

SR NO	DEGREE	SUBJECT GROUP	STREAM	ADM BASIS OF	START DATE	END DATE	APPLY
1	B.Tech.	N/A		ENTRANCE	22/04/2024	30/04/2024	<input checked="" type="checkbox"/>


SAVE
RESET

TV/IS
RESET

Click here  
to save




After that user will navigated to student application form in personal information section



HPU, Shimla

---



LEENA  
Profile

Menu

---

Admission Open

Apply Form

Applied Form Status

Download Admit Card

Change Password

Logout

Academic Session (शैक्षणिक सत्र) 2024-2025

Degree (दिवसी) BBA

Applied In (इसमें लागू) H.P. University College of Business Studies Awa Lodge, Shimla

Application For (आवेदन हेतु) BBA

#### Personal Information

Candidate's Name (As Per 10th Certificate) <input type="text" value="LEENA"/>	Candidate's Name in Hindi <input type="text" value="लेना"/>
Mother's Name <input type="text" value="Mrs. TEST"/>	Mother's Name in Hindi <input type="text" value="टेस्ट"/>
Father's Name <input type="text" value="Mr. TEST"/>	Father's Name in Hindi <input type="text" value="टेस्ट"/>
Date of Birth <input type="text" value="01/04/2005"/> * 10 Age On 01/07/2024	Gender (लिंग) <input type="text" value="Female"/>
Nationality <input checked="" type="radio"/> Indian <input type="radio"/> Other	Are you In-Service (State/Central Government)? <input type="text" value="-- Select --"/>
Religion (धर्म) <input type="text" value="-- Please Select Religion --"/>	Examination Centre for Entrance Test (प्रवेश परीक्षा के लिए परीक्षा केन्द्र) <input type="text" value="-- Select Exam Centre --"/>
Select The Seat You Are Applying For (Subsidize, Non-Subsidize) <input type="text" value="-- Select --"/>	Student Category <input type="text" value="-- Select Student Category --"/>
Student Sub-Category <input type="text" value="-- Please Select Sub Category --"/>	

## 8.4 Personal Information

In the personal information section, candidates must provide all the necessary details. Certain fields may already be pre-filled based on the registration form and candidate are unable to modify these pre-filled details.



Academic Session (शैक्षणिक सत्र) 2024-2025

Applied In (इसमें लागू) H.P. University College of Business Studies Ava Lodge, Shimla

Degree (डिग्री) BBA

Application For (आविदन हेतु) BBA

### Personal Information

Candidate's Name (As Per 10th Certificate)	LEENA *	Candidate's Name in Hindi	लेना *
Mother's Name	Mi TEST *	Mother's Name In Hindi	टेस्ट *
Father's Name	Mi TEST *	Father's Name In Hindi	टेस्ट *
Date of Birth	01/04/2005 * 19 Age On 01/07/2024	Gender (लिंग)	Female *

Nationality  Indian  Other

Are you In-Service (State/Central Government)? No

Religion (धर्म)	Hindu *	Examination Centre for Entrance Test (प्रवेश परीक्षा के लिए परीक्षा केन्द्र)	SHIMLA *
Select The Seat You Are Applying For (Subsidize, Non-Subsidize)	Subsidized *	Student Category	GENERAL *
Student Sub-Category	Economically Weaker Sections		
Domicile(State)	Himachal Pradesh *		
Have you ever been disqualified /suspended/rusticated or expelled by any Univerisy/Board?	<input type="radio"/> Yes <input checked="" type="radio"/> No		
Are You A Person With Disabilities?	<input type="radio"/> YES <input checked="" type="radio"/> NO		
Are You A Single Girl Child of Your Parents?	<input type="radio"/> YES <input checked="" type="radio"/> NO		

SUBMIT

☑ नोट: जिस कॉलम पर (\*) का निशान लगा हुआ है वो कॉलम भरना अनिवार्य है।

☑ नोट: जिस कॉलम पर (\*) का निशान लगा हुआ है वो कॉलम भरना अनिवार्य है।

SUBMIT

Child of your Parents  YES  NO

**Note:** The user must fill in all details carefully, as the admission process for students will be based on the provided information.

After successfully submitting personal information, candidate will be navigated to Questionnaire section as below mention screen show.

Academic Session (शैक्षणिक सत्र) 2024-2025

Applied In (इसमें लागू) H.P. University College of Business Studies Ava Lodge, Shimla

Degree (डिग्री) BBA

Application For (आवेदन हेतु) BBA

### Questionnaire

1	Do you belong to E.W.S with annual family income less than 4 lakhs?	<input type="radio"/> Yes <input checked="" type="radio"/> No
2	Are you a migrant of J&K?	<input type="radio"/> Yes <input checked="" type="radio"/> No
3	You are applying for (Sports/ Cultural/ Both/ None)?	<input type="text" value="None"/>
4	Are you Ward/Child of HPU Employee?	<input type="radio"/> Yes <input checked="" type="radio"/> No

SAVE

SAVE

## 8.5 Questionnaire

In the Questionnaire section, candidates must provide all the necessary details.

Academic Session (शैक्षणिक सत्र)	2024-2025	Applied In (इसमें लागू)	H.P. University College of Business Studies Ava Lodge, Shimla
Degree (डिग्री)	BBA	Application For (आवेदन हेतु)	BBA

### Questionnaire

1	Do you belong to E.W.S with annual family income less than 4 lakhs?	<input type="radio"/> Yes <input checked="" type="radio"/> No
2	Are you a migrant of J&K?	<input type="radio"/> Yes <input checked="" type="radio"/> No
3	You are applying for (Sports/ Cultural/ Both/ None)?	None
4	Are you Ward/Child of HPU Employee?	<input type="radio"/> Yes <input checked="" type="radio"/> No

**SAVE**

After successfully submitting Questionnaire details, candidate will be navigated to Education Details section as below mention screen show.

Academic Session (शैक्षणिक सत्र)	2024-2025	Applied In (इसमें लागू)	H.P. University College of Business Studies Ava Lodge, Shimla
Degree (डिग्री)	BBA	Application For (आवेदन हेतु)	BBA

### Education Details (शिक्षा का विवरण)

### Matriculation /10th Marks Details (\* Required To Fill All Details)

\* यदि Board का नाम सूची (List) में नहीं है तो अन्य बोर्ड कॉलम में अपने बोर्ड का नाम भरें।

School	ABC	Other Board	OTHER BOARD NAME
Board	BIHAR STATE MADRASA EDUCAT	Grading System	No
Passing Year	2018	Maximum Marks	800
CGPA	0	Percentage (%)	56.25
Marks Obtained	450	Percentage (%)	56.25
Marks Obtained	450	Percentage (%)	56.25
CGPA	0	Maximum Marks	800

## 8.6 Education Details

In the Education Details section, candidates must provide all the previous qualification details.

Academic Session (शैक्षणिक सत्र)	2024-2025	Applied In (इसमें लागू)	H.P. University College of Business Studies Ava Lodge, Shimla
Degree (डिग्री)	BBA	Application For (आवेदन हेतु)	BBA

### Education Details (शिक्षा का विवरण)

#### Matriculation /10th Marks Details (\* Required To Fill All Details)

\* यदि Board का नाम सूची (List) में नहीं है तो अन्य बोर्ड कॉलम में अपने बोर्ड का नाम भरें।

School	<input type="text" value="ABC"/>	*	Other Board	<input type="text" value="OTHER BOARD NAME"/>	
Board	<input type="text" value="BIHAR STATE MADRASA EDUCAT"/>	*	Grading System	<input type="text" value="No"/>	*
Passing Year	<input type="text" value="2018"/>	*	Maximum Marks	<input type="text" value="800"/>	*
CGPA	<input type="text" value="0"/>		Percentage (%)	<input type="text" value="56.25"/>	
Marks Obtained	<input type="text" value="450"/>	*			

#### Intermediate / 12th Marks Details (\* Required To Fill All Details)

\* यदि Board का नाम सूची (List) में नहीं है तो अन्य बोर्ड कॉलम में अपने बोर्ड का नाम भरें।

School/College	<input type="text" value="abc"/>	*	Board	<input type="text" value="BHUTAN COUNCIL FOR SCHOOL"/>	*
Exam Stream	<input type="text" value="Arts [ Required 45.00%]"/>	*	Passing Year	<input type="text" value="2022"/>	*
Other Board	<input type="text" value="OTHER BOARD NAME"/>		CGPA	<input type="text" value="CUMULATIVE GRADE POINT AVERAG"/>	
Result Awaited	<input type="text" value="Yes"/>	*	Maximum Marks	<input type="text" value="MAXIMUM MARKS"/>	*
Grading System	<input type="text" value="No"/>	*	Marks Obtained	<input type="text" value="MARKS OBTAINED"/>	*
Percentage (%)	<input type="text" value="PERCENTAGE(%)"/>				

UPDATE

PROVIDE

Percentage (%)

PERCENTAGE(%)

Please adhere to the following guidelines:



i) There must be a minimum 2-year gap between completing matriculation (10th grade) and intermediate (12th grade) qualifications.

ii) If candidate selects the grading system option 'YES', they must input the percentage according to the candidate's university format for the previous degree.

After successfully submitting the education details, candidate will be navigated to document section as below mention screen show.

#### Other Document Upload (अन्य दस्तावेज़ अपलोड)

# Once you upload the photo, you cannot remove it but you can change the uploaded photo.  
\*\*\* All Documents must be self Attested.\*\*\*

S No.	Document Required	Upload Document	Preview	Download Document
1 *	Student Photo	file size should not be more than 200 KB and supported file types are .jpg,.jpeg,.bmp,.png		<a href="#">Download</a>
2 *	Signature	file size should not be more than 200 KB and supported file types are .jpg,.jpeg,.bmp,.png		<a href="#">Download</a>
3 *	10th Marksheet	file size should not be more than 2000 KB and supported file types are .jpg,.jpeg,.bmp,.png,.pdf		<a href="#">Download</a>
4 *	Sub-Category Certificate	<input type="button" value="Choose File"/> No file chosen file size should not be more than 2000 KB and supported file types are .jpg,.jpeg,.bmp,.png,.pdf		Not Uploaded

SAVE

SAVE

1 *	Certificate	file size should not be more than 2000 KB and supported file types are .jpg,.jpeg,.bmp,.png,.pdf		Not Uploaded
-----	-------------	--	--	--------------




## 8.7 Document Details

In the Document Details section, candidates must upload all the required document. Certain document may already be pre-filled based on the registration form and candidate are unable to modify these pre-filled details.

**Note: All the document size and format mention with the respective document.**

### Other Document Upload (अन्य दस्तावेज़ अपलोड)

# Once you upload the photo, you cannot remove it but you can change the uploaded photo.  
 \*\*\* All Documents must be self Attested.\*\*\*

S No.	Document Required	Upload Document	Preview	Download Document
1 *	Student Photo	file size should not be more than 200 KB and supported file types are .jpg,.jpeg,.bmp,.png		<a href="#">Download</a>
2 *	Signature	file size should not be more than 200 KB and supported file types are .jpg,.jpeg,.bmp,.png		<a href="#">Download</a>
3 *	10th Marksheet	file size should not be more than 2000 KB and supported file types are .jpg,.jpeg,.bmp,.png,.pdf		<a href="#">Download</a>
4 *	Sub-Category Certificate	<input type="button" value="Choose File"/> No file chosen file size should not be more than 2000 KB and supported file types are .jpg,.jpeg,.bmp,.png,.pdf		Not Uploaded

SAVE

SAVE

After successfully submitting document details then user will be navigated to Application Preview section as below mention show.

### PREVIEW FORM BEFORE FINAL SUBMISSION

Step [1/8] : Personal Information

Academic Session (शैक्षणिक सत्र)	2024-2025	Applied In (इसमें लागू)	H.P. University College of Business Studies Ava Lodge, Shimla
Degree (डिग्री)	BBA	Application For (आवेदन हेतु)	
Registration No.	H24A988909		
Candidate's Name (As Per 10th Certificate)	LEENA	Candidate's Name in Hindi	लेना
Mother's Name	Mrs. TEST	Mother's Name In Hindi	टेस्ट
Father's Name	Mr. TEST	Father's Name In Hindi	टेस्ट
Candidate's Mobile No.	8448050483	Email Id	smohan@expediens.com
Date of Birth (As Per 10th Certificate)	01/04/2008	Board/Institution	श्री
आवेदनकर्ता का मोबाइल नंबर	8448050483	एड्रेस	smohan@expediens.com

## 8.8 Application Form Preview

In the application preview, candidates can view all the details and candidate must need to verify all details after that click on declaration and click proceed to payment button for application payment.

### Step [1/5] : Personal Information

Academic Session (शैक्षणिक सत्र)	2024-2025	Applied In (इसमें लागू)	H.P. University College of Business Studies Ava Lodge, Shimla
Degree (डिग्री)	BBA	Application For (आवेदन हेतु)	
Registration No.	H24A9889		
Candidate's Name (As Per 10th Certificate)	LEENA	Candidate's Name In Hindi	लेना
Mother's Name	Mrs. TEST	Mother's Name In Hindi	टेस्ट
Father's Name	Mr. TEST	Father's Name In Hindi	टेस्ट
Candidate's Mobile No.		Email id	
Date of Birth (As Per 10th Certificate)	01/04/2005	Bonafide Himachal	No
Religion	Hindu	Student Category	GENERAL
Student Sub Category	Economically Weaker Sections/IRDP/Antodaya/BPL	Aadhar Number	105884451453
Domicile(State)	Himachal Pradesh	Gender	Female
Have you ever been disqualified /suspended/restituted/expelled by the Univerisy/Board?	No	Reason	N/A
Are you In-Service (State/Central Government)?	No		

### Step [2/5] : Questionnaire

S No.	QUESTIONS	REQUIRED
1	Do you belong to E.W.S with annual family income less than 4 lakhs?	No
2	Are you a migrant of J&K?	No
3	You are applying for (Sports/ Cultural/ Both/ None)?	None
4	Are you Ward/Child of HPU Employee?	No

S No.	Document	Preview Document
1	Student Photo	
2	Signature	
3	10th Marksheet	
4	Sub-Category Certificate	

### Step [5/5] : Education Details

#### Matriculation Marks Details

School/College	ABC	Passing Year	2018
Board	BIHAR STATE MADRASA EDUCATION BOARD, BIHAR	Other Board	N/A
Grading System	No	CGPA	N/A
Maximum Marks	800	Marks Obtained	450
Percentage	56		

percentage	56		
maximum marks	800	marks obtained	450
grading system	No	CGPA	N/A
board	BIHAR STATE MADRASA EDUCATION BOARD, BIHAR	other board	N/A
school/college	ABC	passing year	2018

BIHAR STATE MADRASA EDUCATION BOARD, BIHAR

### Intermediate Marks Details

School/College	abc	Passing Year	2022
Board	BHUTAN COUNCIL FOR SCHOOL EXAMINATIONS & ASSESSMENT, BHUTAN	Other Board	N/A
Grading System	No	CGPA	N/A
Maximum Marks	0	Marks Obtained	0
Percentage	0	Exam Stream	Arts [ Required 45.00% ]
Result Awaited	Yes		

### Declaration

- I hereby declare that the entries made by me in the Application Form are complete and true to the best of my knowledge, belief and information. I further declare that my admission may be cancelled, at any stage, if I am found ineligible and/or the information provided by me are found to be incorrect.
- I hereby undertake to present the original documents for verification immediately upon demand by the concerned authorities of the University.
- I hereby promise to abide by the rules and regulations concerning admission, attendance, discipline etc. of Himachal Pradesh University, Shimla and follow the Code of Conduct prescribed for the Students of Himachal Pradesh University, Shimla as in force from time to time and subsequent changes/modifications/amendment made thereto. I acknowledge that the Himachal Pradesh University, Shimla has the authority for taking punitive actions against me for violation or non-compliance of the same.
- I understand that 75% attendance in classes is compulsory and I commit myself to adhere to the same. I also understand, in case my attendance falls short, for any reason, the competent authority of the Himachal Pradesh University, Shimla may take such punitive action against me, as may be deemed fit and proper.
- I hereby declare that I will not indulge in nor tolerate ragging in any form, even in words or intentions.
- I hereby declare that I have read and understand all the eligibility conditions carefully as laid down in the Admission Prospectus.

I, **LEENA** hereby declare that the information furnished above is true, complete and correct to the best of my knowledge and belief. I understand that in the event of my information being found false or incorrect at any stage, my candidature / appointment shall be liable to cancellation / termination without notice or any compensation in lieu thereof.

**PROCEED TO PAYMENT**

After that candidate will be navigated to payment process as per below mention

### Payment Process

Academic Session (शैक्षणिक सत्र)	2024-2025	Applied In (इसमें लागू)	H.P. University College of Business Studies Ava Lodge, Shimla
Degree (डिग्री)	BBA	Application For (आवेदन हेतु)	BBA

Form Fee Amount	250.00
Late Fee Amount	0.00
Paid Fee Amount	0.00
<b>Net Payable Amount (Rs.)</b>	<b>250.00</b>

**PAYMENT**

**PAYMENT DUE!**

**PAYMENT**






## Pay through EASYEMI with HDFC Bank Credit Cards

### Billing Information

 Amount  
**₹250.00**

 Order No  
**PA20240423...**

 Merchant  
**Admissions.hpushimla.in/**

 Website  
**www.admissions.hpushimla.in/**

**Get 2.5% Cashback points on your online spends\* with Millennia Debit Card**



Your session will expire in 14:57 minutes

#### PAY WITH

-  **HDFC BANK CREDIT CARD**
-  **HDFC BANK DEBIT CARD**
-  **OTHER BANK CREDIT CARD**
-  **OTHER BANK DEBIT CARD**
-  **NET BANKING**
-  **UPI**
-  **SCAN & PAY**



Candidate can pay by using debit card, credit card, Net banking, and UPI in UCO payment gateway.



# HIMACHAL PRADESH UNIVERSITY

Order ID: #266283976

₹ 250.0



+918448050463 | LEENA

Edit

## Select Payment Methods



### UPI

Paytm, PhonePe, Bhim UPI and More



### Credit Card

Mastercard, Visa, Rupay, Maestro, Amex



### Debit Card

Visa, Master, Rupay, Maestro, Amex



### Net Banking

ICICI, SBI, BOI, BOB and more

₹ 250.00

View detailed bill

View detailed bill

₹ 250.00

Proceed to Pay

Proceed to Pay

After successfully submitting payment user will be navigated to applied form status.

List of Applied Form Status ( विषय आवेदन की सूची )

\*Please complete all process this is mandatory before payment.

Sr No	APPLIED	DEGREE	SUBJECTS	SESSION	PERSONAL	QUESTION	EDUCATION	DOCUMENT	PREVIEW	PAYMENT	LASTDATE	TRANSACTION	DOWNLOAD
1	HPU Centre	M.Sc.	Environmental Science	2024-2025							04/06/2024		


## 8.10 Applied Form Status

In the Applied Form Status section, candidates can view the form status, all transaction details, and download application form.


List of Applied Form Status ( विषय आवेदन की सूची )													
*Please complete all process this is mandatory before payment.													
Sr No	APPLIED	DEGREE	SUBJECTS	SESSION	PERSONAL	QUESTION	EDUCATION	DOCUMENT	PREVIEW	PAYMENT	LASTDATE	TRANSACTION	DOWNLOAD
1	H.P. University College of Business Studies Ava Lodge, Shimla	BBA		2024-2025	✔	✔	✔	✔	✔	✘	04/05/2024		

After click on transaction icon user can view transaction details

Payment Transaction										
Academic Session (शैक्षणिक सत्र)	2024-2025	Applied In (इसमें लागू)	H.P. University College of Business Studies Ava Lodge, Shimla							
Degree (दिवसी)	BBA	Application For (आवेदन हेतु)	BBA							
Payment Transaction Details										
S.No	Institute	Degree	Subject	Transaction ID	Transaction Date	Amount	Mode	Status	Bank	Bank Ref. No
1	H.P. University College of Business Studies Ava Lodge, Shimla	BBA		PA20240423115422218_411	4/23/2024 11:54:22 AM		0	Failure	HDFC	
2	H.P. University College of Business Studies Ava Lodge, Shimla	BBA		PA20240423120652374_411	4/23/2024 12:06:52 PM		0	Failure	UCO	

	<p><b>HIMACHAL PRADESH UNIVERSITY, SHIMLA</b></p> <p>Candidate Application Form</p> <p>Session:2024-2025</p> <p>Degree:M.A.Economics</p>
---	--

**Personal Details**

Registration No: H24A944419			
College Name: HPU Centre			
Name of the Candidate: RIYA			
Father's Name: FATHER			
Mother's Name: MOTHER			
Date of Birth : 31/03/2000			
Domicile(State) : Uttarakhand			
Gender : MALE		Aadhar No. : 123456789098	
Student Category : SCHEDULED TRIBE (ST)		Sub Category : Open	
Email ID : shivmohan767@gmail.com		Mobile : 7689565459	
Are you bonafied resident of HP : NO		Fee deposited Amount : 2.00	
Have you ever been disqualified/suspended/restricted by university/board give details : YES			
Address	District	State	Nationality
sdfsdfsdf	DEHRADUN	Uttarakhand	Indian

**Qualification Details**

Standard	Name of the University/Board	Pass Year	Max Marks	Obtained Marks	Marks% / CGPA	Result Awaited
10th	USM PUBLIC SCHOOL	2015	100.00	97.00		No
12th	CRM PUBLIC SCHOOL	2018	800.00	655.00	81.88	No
Graduation	Abhilashi University, Chailchowk (Chachiot), Distt. Mandi, Himachal Pradesh. (Private University)	2020	1000.00	800.00	80.00	No

**Question Details**

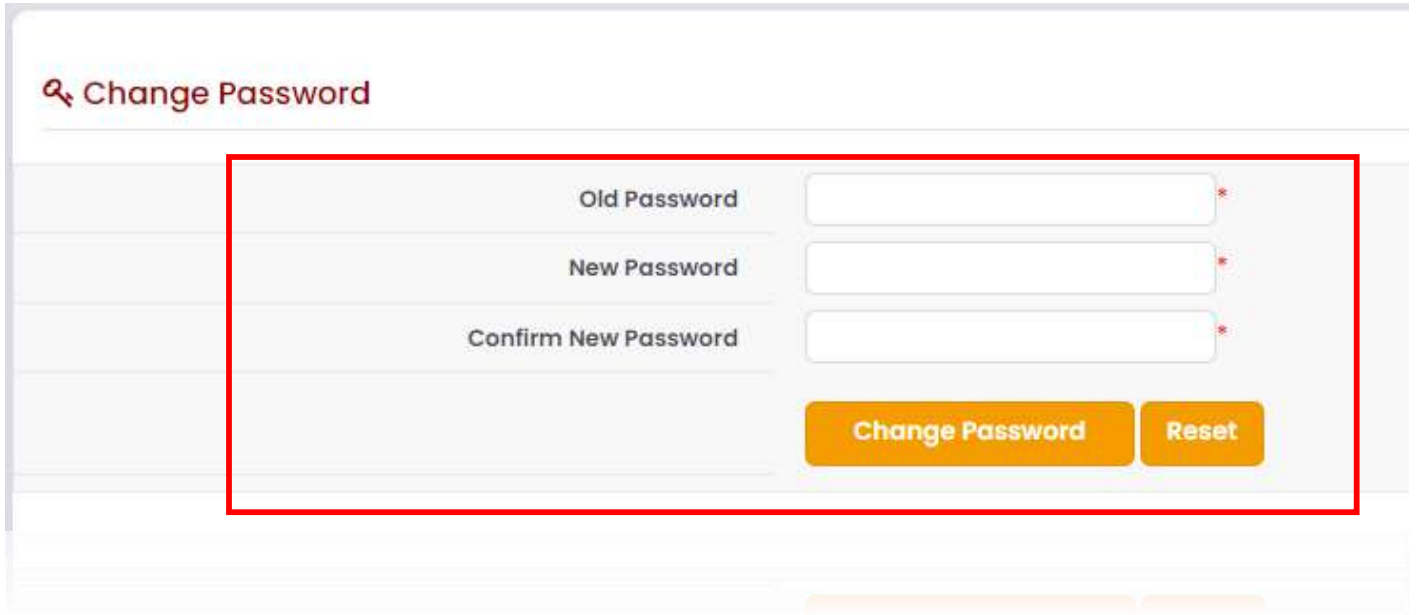
Do you belong to E.W.S with annual family income less than 4 lakhs?	No
Are you a migrant of J&K?	No
You are applying for (Sports/ Cultural/ Both/ None)?	None
Is your last qualifying examination affiliated with Himachal Pradesh University, Shimla?	No

Do you belong to E.W.S with annual family income less than 4 lakhs?	No
You are applying for (Sports/ Cultural/ Both/ None)?	None
Are you a migrant of J&K?	No
Is your last qualifying examination affiliated with Himachal Pradesh University, Shimla?	No

**Question Details**

## 8.11 Change Password

In the change password section, candidates can change their current password.

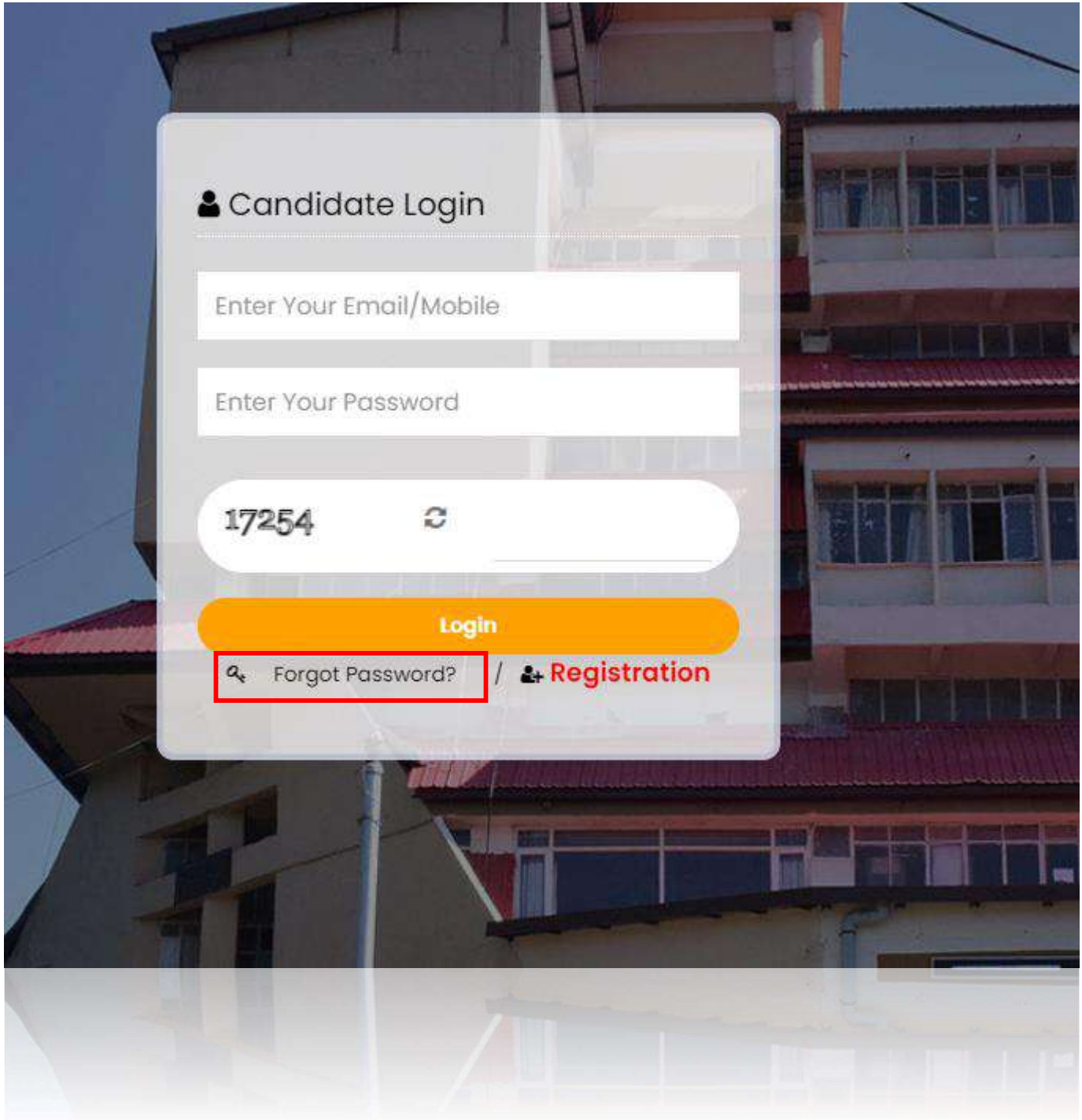


The screenshot shows a web form titled "Change Password" with a magnifying glass icon. The form is enclosed in a light gray border. A red rectangular box highlights the central part of the form, which contains three input fields and two buttons. The first input field is labeled "Old Password" and has a red asterisk to its right. The second input field is labeled "New Password" and also has a red asterisk. The third input field is labeled "Confirm New Password" and has a red asterisk. Below the input fields are two orange buttons: "Change Password" and "Reset".

Old Password	<input type="password"/>	*
New Password	<input type="password"/>	*
Confirm New Password	<input type="password"/>	*

## 8.12 Forgot Password

In the forgot password section, candidates can get their forgot password.



For forgot password click on forgot password button. After that user will be navigated to Forgot Password (Verification Details) page. As below mention.

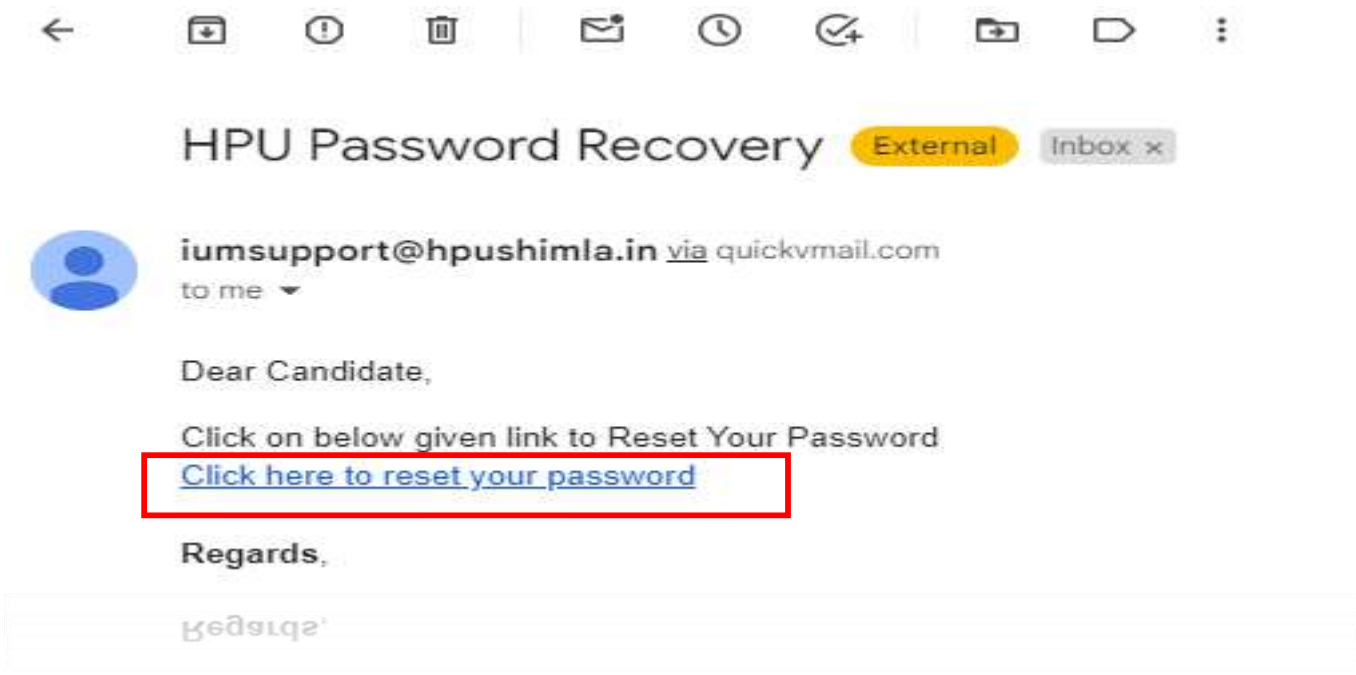


**Forgot Password (Verification Details)**

Forgot your account's password? Enter your email address and we'll send you recovery credentials.

Email ID :	<input type="text"/>
<input type="button" value="Send recovery email"/>	

Candidate have to enter the registered Email id and candidate will get a recovery credentials on the registered emails id.



After that user have to click on reset your password link, after that user will be navigated to reset password as below mention. In screen candidate have to enter new password and confirm new password and after that click on reset password button

**Reset Password**

New Password	<input type="password"/>
Confirm New Password	<input type="password"/>
<input type="button" value="Reset Password"/> <input type="button" value="Reset"/>	

Note: Password should be in as below mention format

- Your password must be at least 8 characters.
- Your password must contain at least one digit.
- Your password must contain at least one special character.
- Your password must contain at least one letter.

